



Date:.....

Task- 1




Colour the letters and pictures.



aeroplane



apple



ant



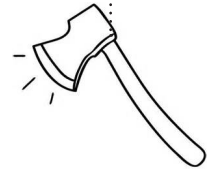



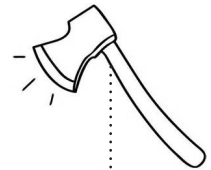
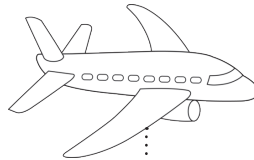


apron

Impression: \_\_\_\_\_ Sign: \_\_\_\_\_





Task-2

Date:.....

Match the same pictures.



Match the same pictures.


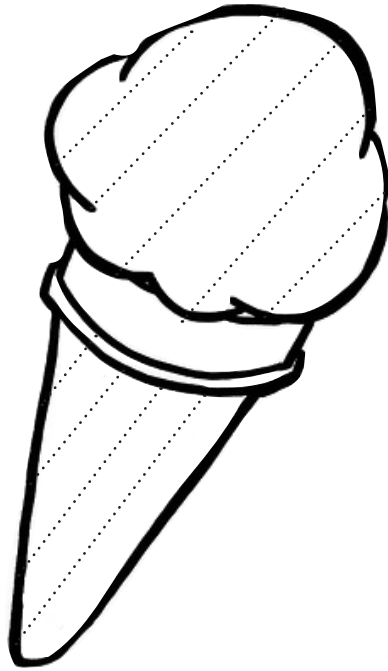


Impression: \_\_\_\_\_ Sign: \_\_\_\_\_

Date:.....


Task-3

Trace the following lines.

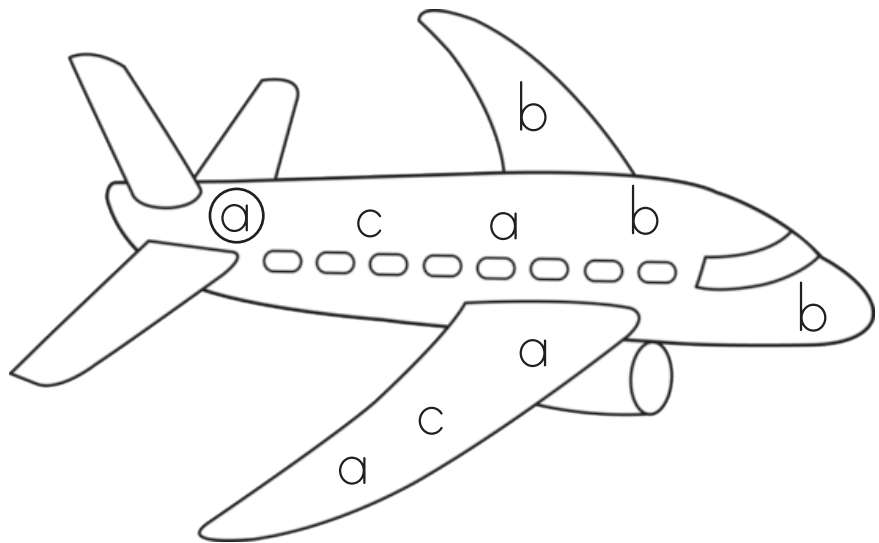


Impression: \_\_\_\_\_ Sign: \_\_\_\_\_

Circle the letter 'A'.




Circle the letter 'a'.






# Sample Copies - 5


Date:.....

1<sup>st</sup> Term/English/Nursery   
Task-5


Trace the letter "A".



Trace the letter "a".



Impression: \_\_\_\_\_ Sign: \_\_\_\_\_

 Nursery/English/1<sup>st</sup> Term  
Task-6

Date:.....

Copy down the letter "A".



\_\_\_\_\_

\_\_\_\_\_

Copy down the letter "a".




\_\_\_\_\_


\_\_\_\_\_

Impression: \_\_\_\_\_ Sign: \_\_\_\_\_

Date:.....

1<sup>st</sup> Term/English/Nursery   
Task-7

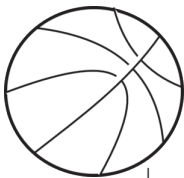

Colour letters and the pictures.



book



boy




ball





bird

Impression: \_\_\_\_\_ Sign: \_\_\_\_\_

 Nursery/English/1<sup>st</sup> Term  
Task-8

Date:.....

Trace the following lines.

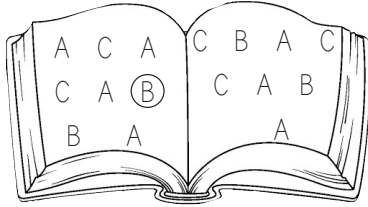


Impression: \_\_\_\_\_ Sign: \_\_\_\_\_

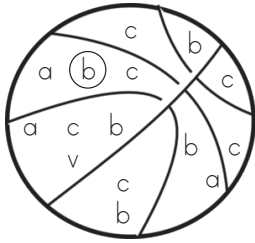
# Sample Copies - 6

1<sup>st</sup> Term/English/Nursery **Task-9**  
 Date:.....

Circle the letter 'B'.




Circle the letter 'b'.




Impression: \_\_\_\_\_ Sign: \_\_\_\_\_

Nursery/English/1<sup>st</sup> Term  
**Task-10** Date:.....

Match the same pictures.



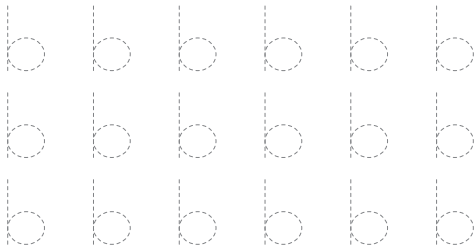
Trace the letter "B".



Impression: \_\_\_\_\_ Sign: \_\_\_\_\_

1<sup>st</sup> Term/English/Nursery **Task-11**  
 Date:.....

Trace the letter "b".



Match the following.



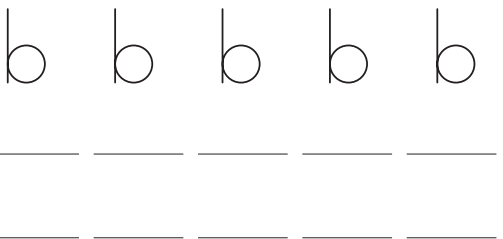
Impression: \_\_\_\_\_ Sign: \_\_\_\_\_

Nursery/English/1<sup>st</sup> Term  
**Task-12** Date:.....

Copy down the letter "B".



Copy down the letter "b".



Impression: \_\_\_\_\_ Sign: \_\_\_\_\_

# Sample Copies - 7

Date:.....

1<sup>st</sup> Term/English/Nursery **Task- 13**

Colour the letters and pictures..

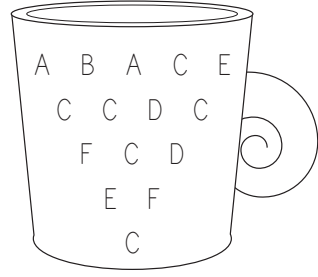


Impression: \_\_\_\_\_ Sign: \_\_\_\_\_

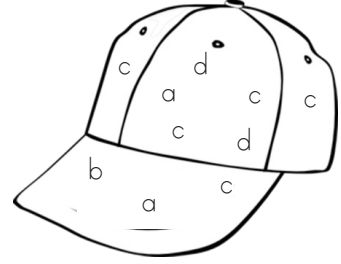
Nursery/English/1<sup>st</sup> Term **Task- 14**

Date:.....

Circle the letter 'C'.



Circle the letter 'c'.



Impression: \_\_\_\_\_ Sign: \_\_\_\_\_

Date:.....

1<sup>st</sup> Term/English/Nursery **Task- 15**

Match the following letters.

(A)	(B)	(C)
B A	B A	A C
(c)	(a)	(b)
c a	b a	b c

Match the same pictures.




Impression: \_\_\_\_\_ Sign: \_\_\_\_\_

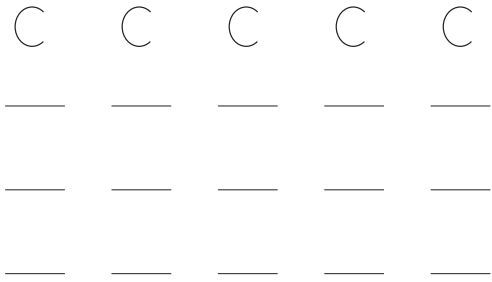
Nursery/English/1<sup>st</sup> Term **Task- 16**

Date:.....

Trace the letter "C".



Copy down the letter "C".

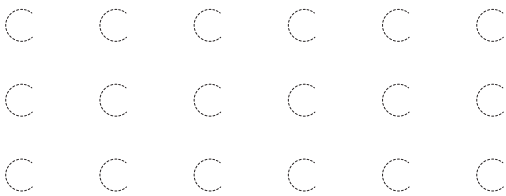


Impression: \_\_\_\_\_ Sign: \_\_\_\_\_

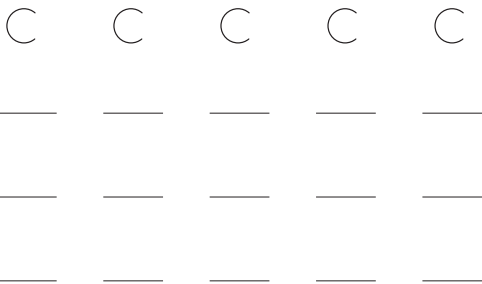
# Sample Copies - 8

Date:..... 1<sup>st</sup> Term/English/Nursery  Task-17


Trace the letter "c".



Copy down the letter "c".




Impression: \_\_\_\_\_ Sign: \_\_\_\_\_

Date:.....  Nursery/English/1<sup>st</sup> Term Task-18

Colour the letters and pictures.



doll



duck



drum



dog

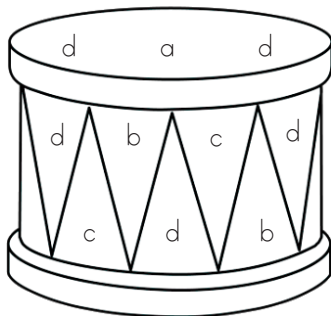
Impression: \_\_\_\_\_ Sign: \_\_\_\_\_

Date:..... 1<sup>st</sup> Term/English/Nursery  Task-19


Circle the letter "D".



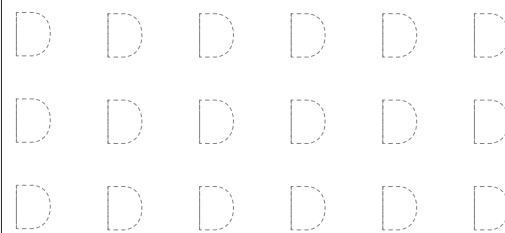
Circle the letter 'd'.



Impression: \_\_\_\_\_ Sign: \_\_\_\_\_

Date:.....  Nursery/English/1<sup>st</sup> Term Task-20

Trace the letter "D".



Circle the odd letters.

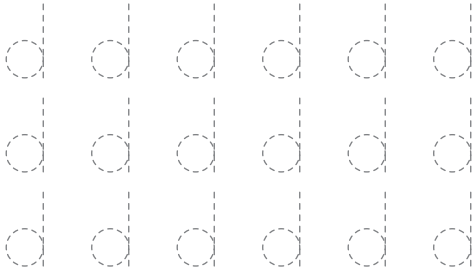


Impression: \_\_\_\_\_ Sign: \_\_\_\_\_

# Sample Copies - 9

Date:.....  
 1<sup>st</sup> Term/English/Nursery   
**Task-21**

Trace the letter "d".



Match the following pictures with letters.



Bb



Dd



Cc

Impression: \_\_\_\_\_ Sign: \_\_\_\_\_

Date:.....  
 KIDS PROGRESS Nursery/English/1<sup>st</sup> Term  
**Task-22**

Copy down the letter "D".



\_\_\_\_\_

\_\_\_\_\_

Copy down the letter "d".



\_\_\_\_\_

\_\_\_\_\_

Impression: \_\_\_\_\_ Sign: \_\_\_\_\_

Date:.....  
 1<sup>st</sup> Term/English/Nursery   
**Task-23**

Match the following and write.



Aa     



Bb     



Dd     

Copy down the letters.



\_\_\_\_\_

\_\_\_\_\_

\_\_\_\_\_

Impression: \_\_\_\_\_ Sign: \_\_\_\_\_

Date:.....  
 KIDS PROGRESS Nursery/English/1<sup>st</sup> Term  
**Task-24**

Colour the pictures and write.







         

Impression: \_\_\_\_\_ Sign: \_\_\_\_\_


# Sample Copies - 10

Date:..... 1<sup>st</sup> Term/English/Nursery  Task-25

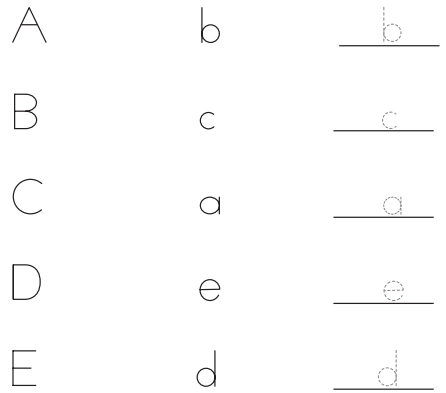
Colour the pictures and letters.




Impression: \_\_\_\_\_ Sign: \_\_\_\_\_

Date:.....  Nursery/English/1<sup>st</sup> Term Task-26

Match the letters and trace them.



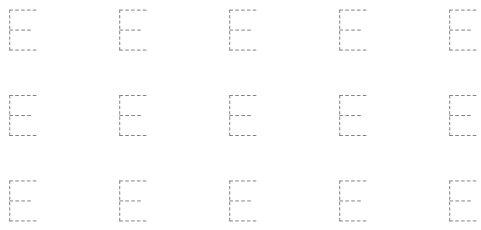
Find the picture and colour it.



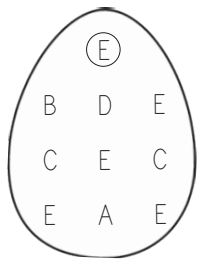
Impression: \_\_\_\_\_ Sign: \_\_\_\_\_

Date:..... 1<sup>st</sup> Term/English/Nursery  Task-27


Trace the letter "E".



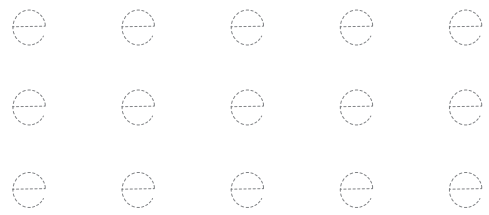
Circle the letter "E".




Impression: \_\_\_\_\_ Sign: \_\_\_\_\_

Date:.....  Nursery/English/1<sup>st</sup> Term Task-28

Trace the letter "e".



Circle the letter "e".



Impression: \_\_\_\_\_ Sign: \_\_\_\_\_

# Sample Copies - 11

Date:..... 1<sup>st</sup> Term/English/Nursery  Task- 29

Copy down the letter "E".

E E E E E


\_\_\_\_\_  
\_\_\_\_\_

Match the same letters.

B D E

C B D C E B

Impression: \_\_\_\_\_ Sign: \_\_\_\_\_

Date:.....  Nursery/English/1<sup>st</sup> Term Task- 30

Copy down the letter "e".

e e e e e

\_\_\_\_\_  
\_\_\_\_\_

Match the same letters.

c b e

e c d b e a

Impression: \_\_\_\_\_ Sign: \_\_\_\_\_

Date:..... 1<sup>st</sup> Term/English/Nursery  Task- 31

Copy down the letters.


A B C D E

\_\_\_\_\_  
\_\_\_\_\_






a b c d e

\_\_\_\_\_  
\_\_\_\_\_

Impression: \_\_\_\_\_ Sign: \_\_\_\_\_

Date:.....  Nursery/English/1<sup>st</sup> Term Task- 32

Match the following and write.

Aa  \_\_\_\_\_  
Bb  \_\_\_\_\_  
Cc  \_\_\_\_\_  
Dd  \_\_\_\_\_  
Ee  \_\_\_\_\_

Find the picture and colour it.




Impression: \_\_\_\_\_ Sign: \_\_\_\_\_


# Sample Copies - 12

1<sup>st</sup> Term/English/Nursery   
 Date:..... Task-33

Colour the pictures and letters.




fish

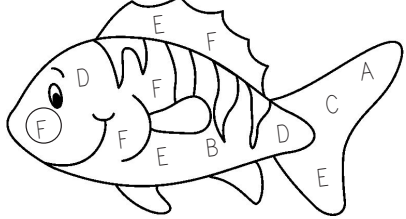


fan

Impression: \_\_\_\_\_ Sign: \_\_\_\_\_

Nursery/English/1<sup>st</sup> Term   
 Task-34 Date:.....

Circle the letter "F".



Match and colour the picture.

Dd

Ee


Ff



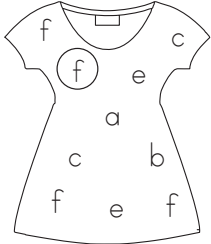
Impression: \_\_\_\_\_ Sign: \_\_\_\_\_

1<sup>st</sup> Term/English/Nursery   
 Date:..... Task-35


Trace the letter "F".



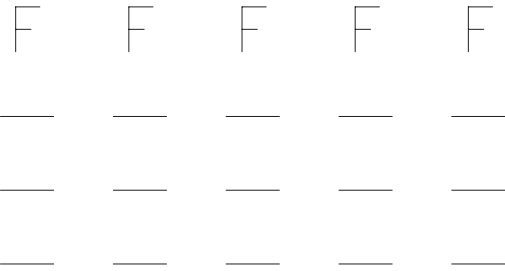
Circle the letter "f".



Impression: \_\_\_\_\_ Sign: \_\_\_\_\_

Nursery/English/1<sup>st</sup> Term   
 Task-36 Date:.....

Copy down the letter "F".



Match and write.

Ff

Ee

Dd



Impression: \_\_\_\_\_ Sign: \_\_\_\_\_



# Sample Copies - 13

1<sup>st</sup> Term/English/Nursery **Task-37**

Nursery/English/1<sup>st</sup> Term **Task-38**

Trace the letter "f".

f f f f f

\_\_\_\_\_

\_\_\_\_\_

\_\_\_\_\_

Copy down the letter "F".

f f f f f

\_\_\_\_\_

\_\_\_\_\_

\_\_\_\_\_

Match the following.

f e

e c

b d

Impression: \_\_\_\_\_ Sign: \_\_\_\_\_

Colour the odd letters.

b b  
d

e f  
e

e c  
c

Impression: \_\_\_\_\_ Sign: \_\_\_\_\_

1<sup>st</sup> Term/English/Nursery **Task-39**

Nursery/English/1<sup>st</sup> Term **Task-40**

Match and write.

Aa \_\_\_\_\_

Bb \_\_\_\_\_

Cc \_\_\_\_\_

Dd \_\_\_\_\_

Ee \_\_\_\_\_

Ff \_\_\_\_\_

Impression: \_\_\_\_\_ Sign: \_\_\_\_\_

Colour the pictures and letters.

Gg

goat


grapes

Impression: \_\_\_\_\_ Sign: \_\_\_\_\_

# Sample Copies - 14

1<sup>st</sup> Term/English/Nursery **Task - 41**  
 Date:.....

Circle the letter "G".




Match the letters and trace them.

C		d	<u>    </u> d
D		e	<u>    </u> e
E		c	<u>    </u> c


Impression: \_\_\_\_\_ Sign: \_\_\_\_\_

Nursery/English/1<sup>st</sup> Term **Task - 42**  
 Date:.....

Trace the letter "G".



Trace the letter "g".



Impression: \_\_\_\_\_ Sign: \_\_\_\_\_

1<sup>st</sup> Term/English/Nursery **Task - 43**  
 Date:.....

Circle the same letters.

a    c    d    f    d
b    d    g    f    g
b    d    e    b    f

Copy down the letters.

E    F    G    E    F    G

\_\_\_\_\_

\_\_\_\_\_

\_\_\_\_\_

Impression: \_\_\_\_\_ Sign: \_\_\_\_\_

Nursery/English/1<sup>st</sup> Term **Task - 44**  
 Date:.....

Copy down the letter "G".

G	G	G	G	G
_____	_____	_____	_____	_____
_____	_____	_____	_____	_____

Match and write.

D		_____
F		_____
G		_____

Impression: \_\_\_\_\_ Sign: \_\_\_\_\_

# Sample Copies - 15

1<sup>st</sup> Term/English/Nursery **Task- 45**  
 Date:.....

Copy down the letter "g".


g      g      g      g      g

\_\_\_\_\_

\_\_\_\_\_

\_\_\_\_\_

Colour the pictures for the letters.



Impression: \_\_\_\_\_ Sign: \_\_\_\_\_

Nursery/English/1<sup>st</sup> Term  
**Task- 46**      Date:.....

Copy down the letters.

C      D      E      F      G

\_\_\_\_\_

\_\_\_\_\_

\_\_\_\_\_

Match and write.

E	f	_____
F	g	_____
G	e	_____

Impression: \_\_\_\_\_ Sign: \_\_\_\_\_

1<sup>st</sup> Term/English/Nursery **Task- 47**  
 Date:.....

Copy down the letters.


b      c      d      e      f      g

\_\_\_\_\_

\_\_\_\_\_

\_\_\_\_\_

Colour the picture.



Impression: \_\_\_\_\_ Sign: \_\_\_\_\_

Nursery/English/1<sup>st</sup> Term  
**Task- 48**      Date:.....

Match and trace the letters.













Aa		
Bb		_____
Cc		_____
Dd		_____
Ee		_____
Ff		_____
Gg		_____

Impression: \_\_\_\_\_ Sign: \_\_\_\_\_

Date:.....

Task: 1

Circle the same pictures.



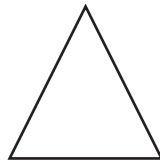



		
		
		
		

Impression: \_\_\_\_\_ Sign: \_\_\_\_\_

Task: 2

Date:.....

Circle the different picture.




Impression: \_\_\_\_\_ Sign: \_\_\_\_\_

Date:.....

Task: 3

Join the circle with circular objects.



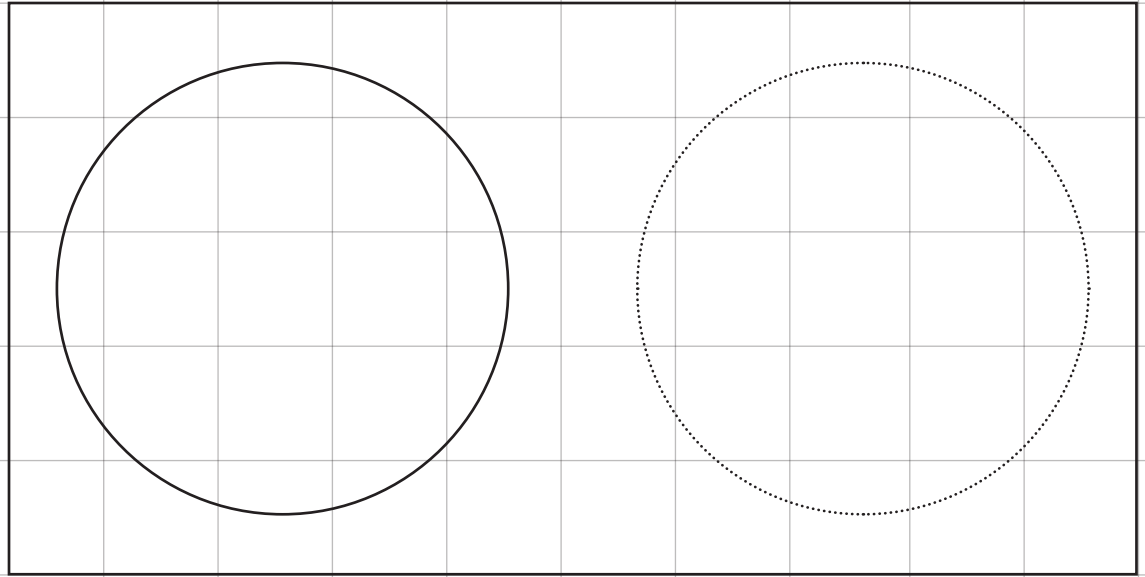
Impression: \_\_\_\_\_ Sign: \_\_\_\_\_



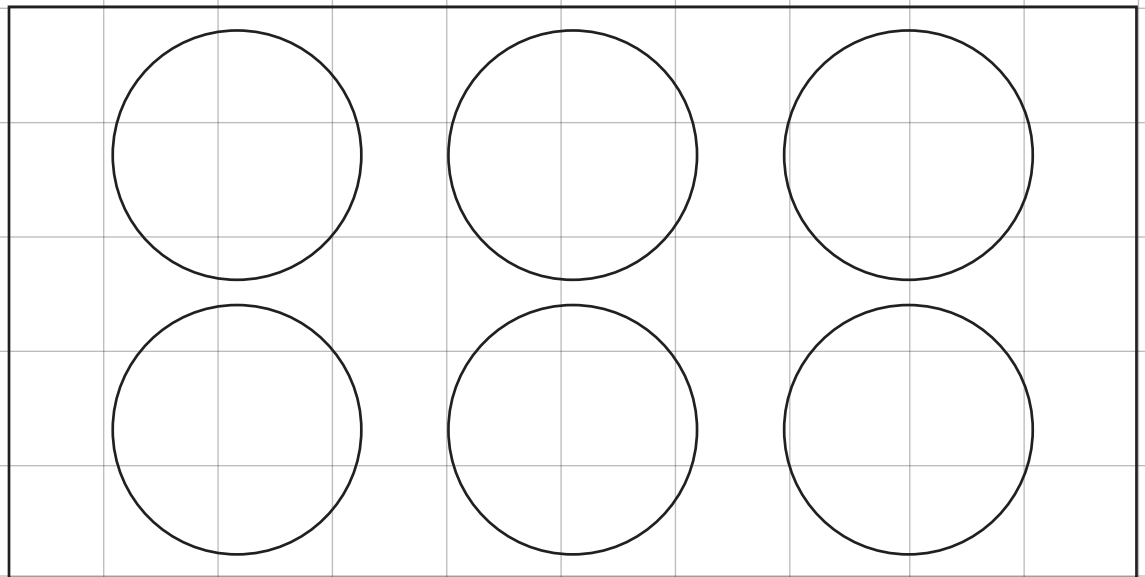
Task: 4

Date:.....

Trace the circle shape and colour with red.



Colour only one circle.




Impression: \_\_\_\_\_ Sign: \_\_\_\_\_


# Sample Copies - 20

1<sup>st</sup> Term/Maths/Nursery   
 Date:..... Task: 5

Match the same pictures.



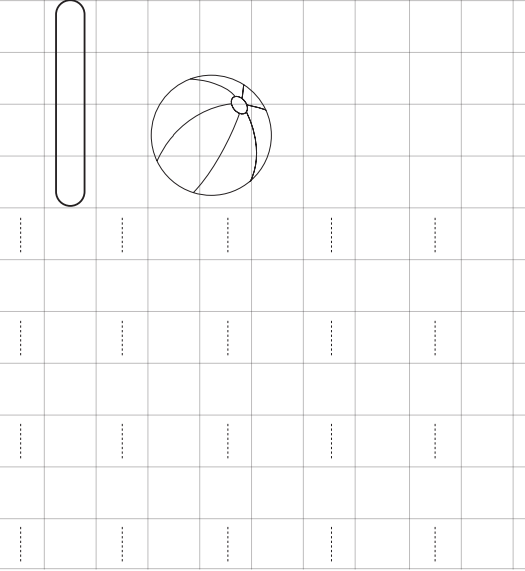
Match the same pictures.



Impression: \_\_\_\_\_ Sign: \_\_\_\_\_

KIDSPRACES Nursery/Maths/ 1<sup>st</sup> Term  
 Task: 6 Date:.....

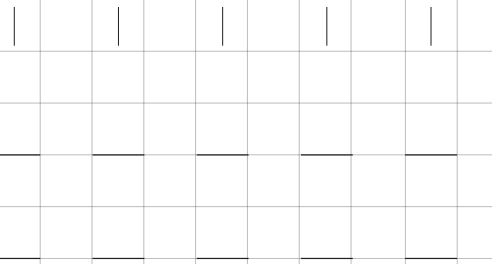
Trace the number 1 and colour the picture.




Impression: \_\_\_\_\_ Sign: \_\_\_\_\_

1<sup>st</sup> Term/Maths/Nursery   
 Date:..... Task: 7

Copy down the number.



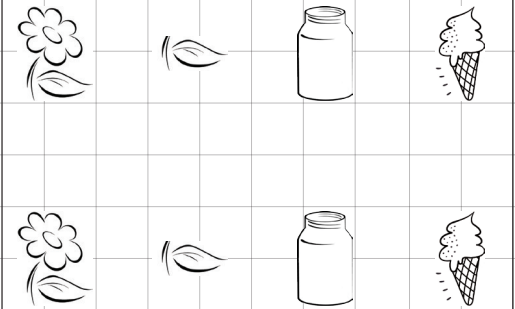
Circle the number '1'.



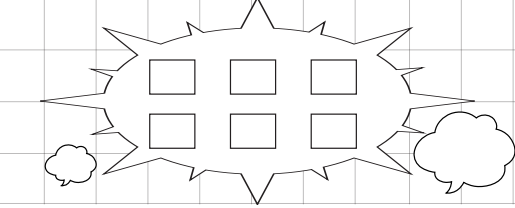
Impression: \_\_\_\_\_ Sign: \_\_\_\_\_

KIDSPRACES Nursery/Maths/ 1<sup>st</sup> Term  
 Task: 8 Date:.....

Match the same pictures.



Write the numbers 1.



Impression: \_\_\_\_\_ Sign: \_\_\_\_\_




# Sample Copies - 21

1<sup>st</sup> Term/Maths/Nursery 

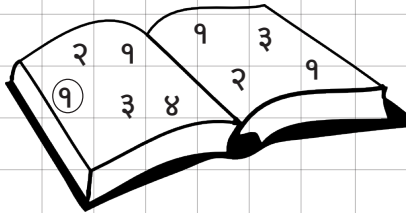
Date:.....

Task: 9

'१' मा रङ्ग भर ।



'१' चिन, भन र गोले घेरा लगाऊ ।



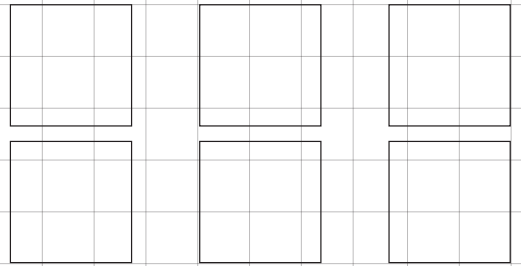
Impression: \_\_\_\_\_ Sign: \_\_\_\_\_

 Nursery/Maths/ 1<sup>st</sup> Term


Task: 10

Date:.....

Colour only two squares.



Circle the number 2.





Impression: \_\_\_\_\_ Sign: \_\_\_\_\_

1<sup>st</sup> Term/Maths/Nursery 

Date:.....

Task: 11

Join the number with correct number of objects.




Impression: \_\_\_\_\_ Sign: \_\_\_\_\_

 Nursery/Maths/ 1<sup>st</sup> Term

Task: 12

Date:.....

Trace the number 2.



Impression: \_\_\_\_\_ Sign: \_\_\_\_\_


# Sample Copies - 22

1<sup>st</sup> Term/Maths/Nursery KIDSPRASHIN

Date:.....

Task: 13

Circle the different numbers.



Copy down the number.

2    2    2    2    2

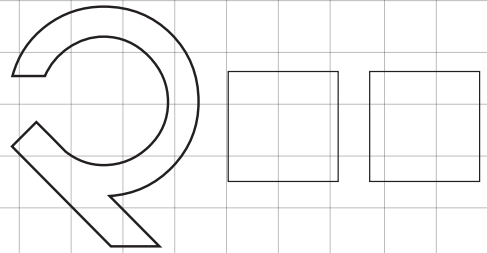

Impression: \_\_\_\_\_ Sign: \_\_\_\_\_

KIDSPRASHIN Nursery/Maths/ 1<sup>st</sup> Term


Task: 14

Date:.....

२ मा रख भर ।



२ चिन, भन र गोले घेरा लगाऊ ।



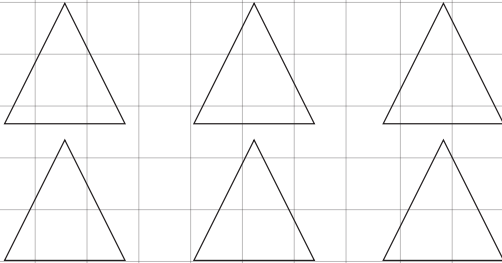
Impression: \_\_\_\_\_ Sign: \_\_\_\_\_

1<sup>st</sup> Term/Maths/Nursery KIDSPRASHIN


Date:.....

Task: 15

Colour only 3 triangles.



Circle the number 3.





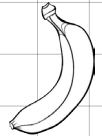
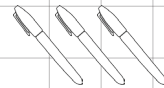
Impression: \_\_\_\_\_ Sign: \_\_\_\_\_

KIDSPRASHIN Nursery/Maths/ 1<sup>st</sup> Term

Task: 16


Date:.....

Join the number 3 with correct number of objects.



Impression: \_\_\_\_\_ Sign: \_\_\_\_\_

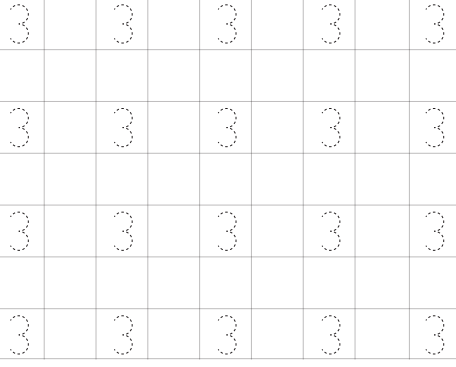

# Sample Copies - 23

1<sup>st</sup> Term/Maths/Nursery 

Date:.....

Task: 17

Trace the number 3 and colour the pictures.



Impression: \_\_\_\_\_ Sign: \_\_\_\_\_

 Nursery/Maths/ 1<sup>st</sup> Term

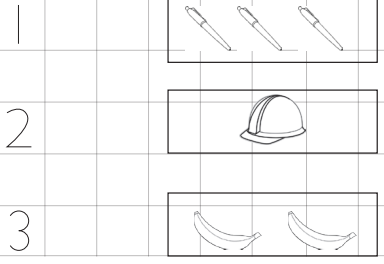
Task: 18

Date:.....

Write the number '3'.



Match the following.




Impression: \_\_\_\_\_ Sign: \_\_\_\_\_

1<sup>st</sup> Term/Maths/Nursery 


Date:.....

Task: 19

३' मा रड भर ।



३' चिन, भन र गोले घेरा लगाऊ ।



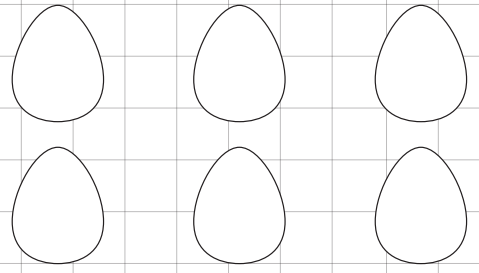
Impression: \_\_\_\_\_ Sign: \_\_\_\_\_

 Nursery/Maths/ 1<sup>st</sup> Term

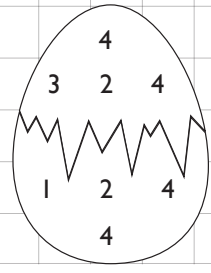
Task: 20

Date:.....

Colour only 4 ovals.



Circle the number 4.



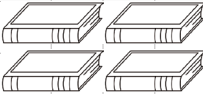
Impression: \_\_\_\_\_ Sign: \_\_\_\_\_


# Sample Copies - 24


1<sup>st</sup> Term/Maths/Nursery KIDSPROGRESS


Date:..... Task: 21

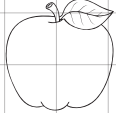
Join the number 4 with correct number of objects.















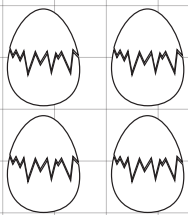
Impression: \_\_\_\_\_ Sign: \_\_\_\_\_

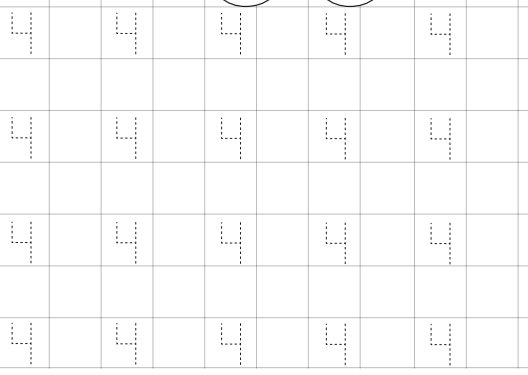
KIDSPROGRESS Nursery/Maths/ 1<sup>st</sup> Term

Task: 22 Date:.....

Trace the number 4 and colour the pictures.








Impression: \_\_\_\_\_ Sign: \_\_\_\_\_

1<sup>st</sup> Term/Maths/Nursery KIDSPROGRESS


Date:..... Task: 23


Copy down the number.




--	--	--	--	--

Count and write in the box.





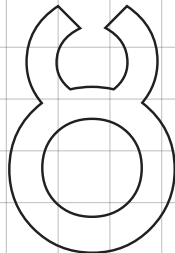


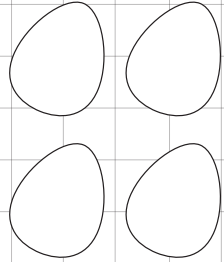
Impression: \_\_\_\_\_ Sign: \_\_\_\_\_

KIDSPROGRESS Nursery/Maths/ 1<sup>st</sup> Term


Task: 24 Date:.....

४ मा रङ भर ।






४ लाई गोले घेरा लगाऊ ।



Impression: \_\_\_\_\_ Sign: \_\_\_\_\_

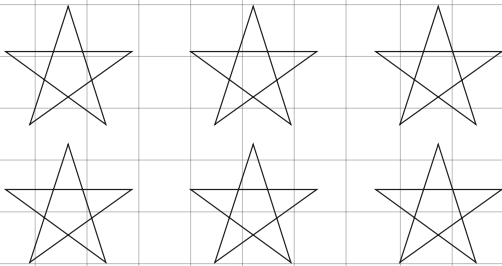
# Sample Copies - 25

1<sup>st</sup> Term/Maths/Nursery 

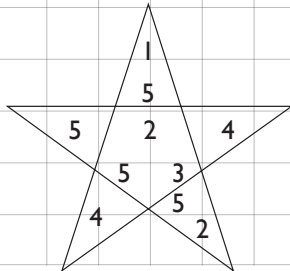
Date:.....

Task: 25

Colour only 5 stars.



Circle the number 5.








Impression: \_\_\_\_\_ Sign: \_\_\_\_\_

 Nursery/Maths/ 1<sup>st</sup> Term

Task: 26

Date:.....

Join the number five with correct number of objects.




Impression: \_\_\_\_\_ Sign: \_\_\_\_\_

1<sup>st</sup> Term/Maths/Nursery 

Date:.....

Task: 27

Trace the number 5 and colour the pictures.



5 5 5 5 5

5 5 5 5 5

5 5 5 5 5

5 5 5 5 5

Impression: \_\_\_\_\_ Sign: \_\_\_\_\_

 Nursery/Maths/ 1<sup>st</sup> Term

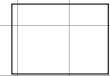


Task: 28

Date:.....

Copy down the number.

5 5 5 5 5

Count and write.



Impression: \_\_\_\_\_ Sign: \_\_\_\_\_

# Sample Copies - 26

1<sup>st</sup> Term/Maths/Nursery KIDSPROGRESS

Date:.....

Task: 29

Write 1 to 5 and copy down.

1									
2									
3									
4									
5									

Match the following.

1	4
4	3
3	2
2	5
5	1

Impression: \_\_\_\_\_ Sign: \_\_\_\_\_

Nursery/Maths/ 1<sup>st</sup> Term KIDSPROGRESS

Task: 30

Date:.....

Draw the circles as per the numbers.

1	
2	
3	
4	
5	

Count and circle the correct number.

5 4	3 1
4 2	4 5

Impression: \_\_\_\_\_ Sign: \_\_\_\_\_

1<sup>st</sup> Term/Maths/Nursery KIDSPROGRESS

Date:.....

Task: 31

‘५’ मा रङ भर ।

‘५’ लाई गोले घेरा लगाऊ ।

Impression: \_\_\_\_\_ Sign: \_\_\_\_\_

Nursery/Maths/ 1<sup>st</sup> Term KIDSPROGRESS

Task: 32


Date:.....

Match the same numbers.

१	३
२	४
३	५
४	१
५	२

Impression: \_\_\_\_\_ Sign: \_\_\_\_\_


# Sample Copies - 27

1<sup>st</sup> Term/Maths/Nursery 

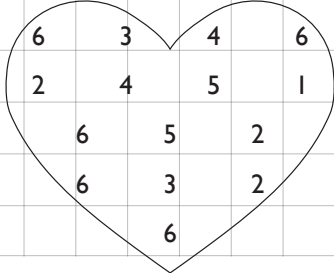
Date:.....

Task: 33

Colour only 6 hearts.



Circle the number 6.






Impression: \_\_\_\_\_ Sign: \_\_\_\_\_

 Nursery/Maths/ 1<sup>st</sup> Term

Task: 34

Date:.....

Match the number six with correct number of pictures.





Impression: \_\_\_\_\_ Sign: \_\_\_\_\_

1<sup>st</sup> Term/Maths/Nursery 

Date:.....

Task: 35

Trace the number 6 and colour the pictures.




Impression: \_\_\_\_\_ Sign: \_\_\_\_\_

 Nursery/Maths/ 1<sup>st</sup> Term

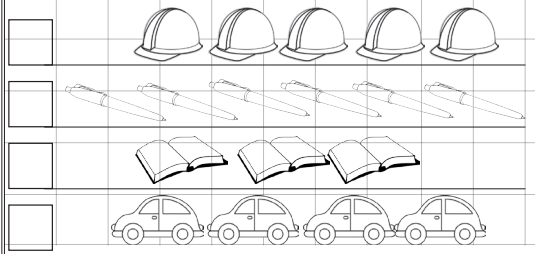
Task: 36

Date:.....

Copy down the number.



Count and write.



Impression: \_\_\_\_\_ Sign: \_\_\_\_\_

# Sample Copies - 28

1<sup>st</sup> Term/Maths/Nursery KIDSPROGRESS

Date:.....

Task: 37

Count and write.

	□
	□
	□
	□

Write the number from 1-6.


Impression: \_\_\_\_\_ Sign: \_\_\_\_\_

Nursery/Maths/ 1<sup>st</sup> Term KIDSPROGRESS

Task: 38

Date:.....

‘६’ मा रङ्ग भर ।

‘६’ लाई गोले घेरा लगाऊ ।

Impression: \_\_\_\_\_ Sign: \_\_\_\_\_

1<sup>st</sup> Term/Maths/Nursery KIDSPROGRESS

Date:.....

Task: 39

Match the following.

1		9
2		0
3		3
4		8
5		1

Impression: \_\_\_\_\_ Sign: \_\_\_\_\_

Nursery/Maths/ 1<sup>st</sup> Term KIDSPROGRESS

Task: 40

Date:.....

Colour only 7 cones.

Circle the number 7

Impression: \_\_\_\_\_ Sign: \_\_\_\_\_




# Sample Copies - 29

1<sup>st</sup> Term/Maths/Nursery 

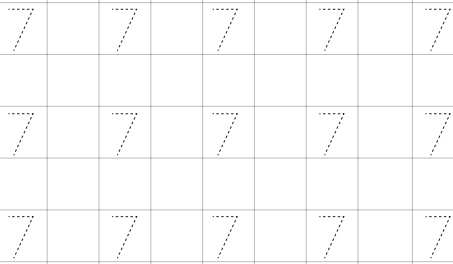
Date:.....

Task: 41

Colour the number.



Trace the number '7'.




Impression: \_\_\_\_\_ Sign: \_\_\_\_\_

 Nursery/Maths/ 1<sup>st</sup> Term

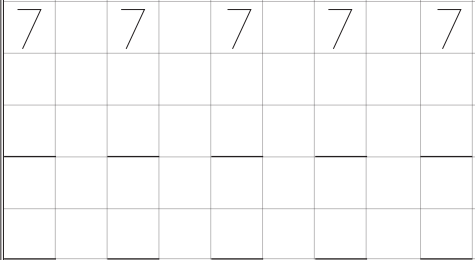
Task: 42

Date:.....

Count and write.



Copy down the number.



Impression: \_\_\_\_\_ Sign: \_\_\_\_\_

1<sup>st</sup> Term/Maths/Nursery 

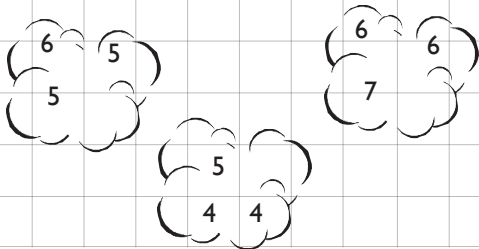
Date:.....

Task: 43

Copy down the numbers.



Circle the numbers 5 and 6.



Impression: \_\_\_\_\_ Sign: \_\_\_\_\_

 Nursery/Maths/ 1<sup>st</sup> Term


Task: 44

Date:.....

Draw the circles as per given numbers.



Write the numbers from 1-7.



Impression: \_\_\_\_\_ Sign: \_\_\_\_\_

# Sample Copies - 30

1<sup>st</sup> Term/Maths/Nursery

Nursery/Maths/ 1<sup>st</sup> Term

Date:.....

Task: 45

Task: 46

Date:.....

Count and match.

	<span style="border: 1px solid black; border-radius: 50%; padding: 5px 15px;">4</span>
	<span style="border: 1px solid black; border-radius: 50%; padding: 5px 15px;">5</span>
	<span style="border: 1px solid black; border-radius: 50%; padding: 5px 15px;">1</span>
	<span style="border: 1px solid black; border-radius: 50%; padding: 5px 15px;">2</span>
	<span style="border: 1px solid black; border-radius: 50%; padding: 5px 15px;">7</span>
	<span style="border: 1px solid black; border-radius: 50%; padding: 5px 15px;">3</span>
	<span style="border: 1px solid black; border-radius: 50%; padding: 5px 15px;">6</span>

Impression: \_\_\_\_\_ Sign: \_\_\_\_\_

Copy down the numbers.

<span style="font-size: 2em;">1</span>	<span style="font-size: 2em;">2</span>	<span style="font-size: 2em;">3</span>	<span style="font-size: 2em;">4</span>
_____	_____	_____	_____
_____	_____	_____	_____
_____	_____	_____	_____
<span style="font-size: 2em;">5</span>	<span style="font-size: 2em;">6</span>	<span style="font-size: 2em;">7</span>	<span style="font-size: 2em;">7</span>
_____	_____	_____	_____
_____	_____	_____	_____

Impression: \_\_\_\_\_ Sign: \_\_\_\_\_

1<sup>st</sup> Term/Maths/Nursery

Nursery/Maths/ 1<sup>st</sup> Term

Date:.....

Task: 47

Task: 48

Date:.....

‘७’ मा रङ भर ।

‘७’ लाई गोले घेरा लगाऊ ।

१
७
६ २ ५
७ ४ ३ ७
५ ७ २

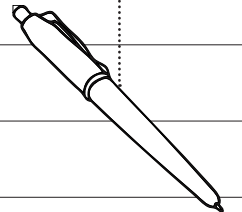
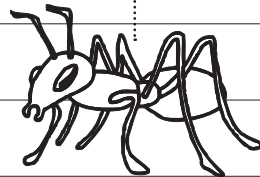

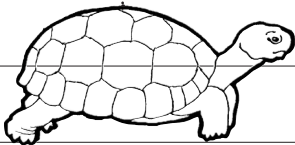
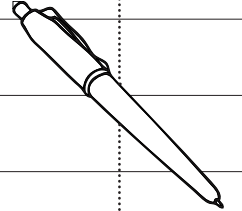


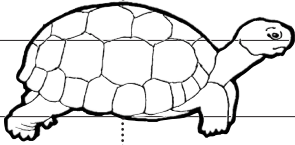
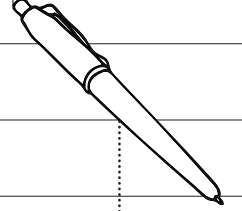


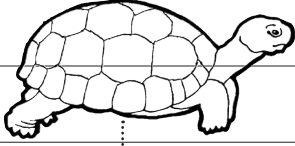
Impression: \_\_\_\_\_ Sign: \_\_\_\_\_

Match the same numbers.

<span style="border: 1px solid black; border-radius: 50%; padding: 5px 15px;">१</span>	<span style="border: 1px solid black; border-radius: 50%; padding: 5px 15px;">४</span>
<span style="border: 1px solid black; border-radius: 50%; padding: 5px 15px;">२</span>	<span style="border: 1px solid black; border-radius: 50%; padding: 5px 15px;">५</span>
<span style="border: 1px solid black; border-radius: 50%; padding: 5px 15px;">३</span>	<span style="border: 1px solid black; border-radius: 50%; padding: 5px 15px;">६</span>
<span style="border: 1px solid black; border-radius: 50%; padding: 5px 15px;">४</span>	<span style="border: 1px solid black; border-radius: 50%; padding: 5px 15px;">७</span>
<span style="border: 1px solid black; border-radius: 50%; padding: 5px 15px;">५</span>	<span style="border: 1px solid black; border-radius: 50%; padding: 5px 15px;">८</span>
<span style="border: 1px solid black; border-radius: 50%; padding: 5px 15px;">६</span>	<span style="border: 1px solid black; border-radius: 50%; padding: 5px 15px;">९</span>
<span style="border: 1px solid black; border-radius: 50%; padding: 5px 15px;">७</span>	<span style="border: 1px solid black; border-radius: 50%; padding: 5px 15px;">२</span>

Impression: \_\_\_\_\_ Sign: \_\_\_\_\_

ठडो घर्का तानी उस्तै चित्रहरुलाई जोड ।









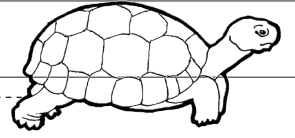
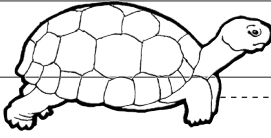


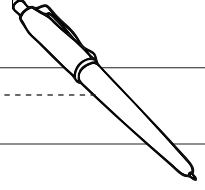
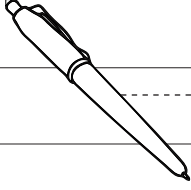
मिति: \_\_\_\_\_

मूल्याङ्कन : \_\_\_\_\_

हस्ताक्षर: \_\_\_\_\_

कार्य - ३

तेर्सो घर्का तानी उस्तै चित्रहरुलाई जोड ।

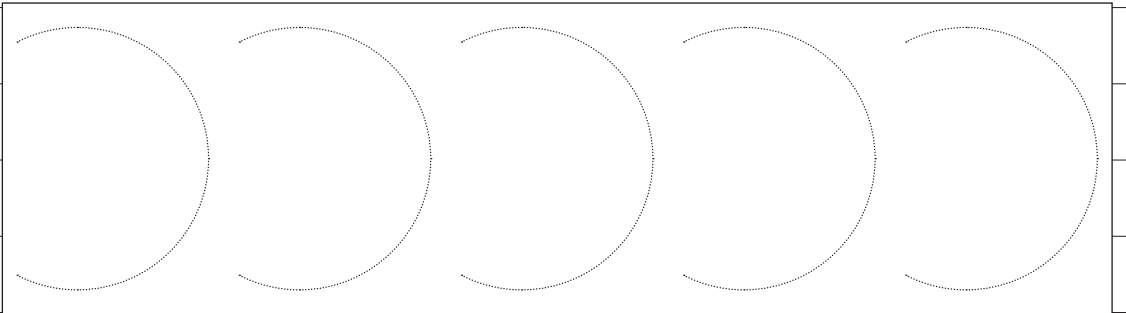
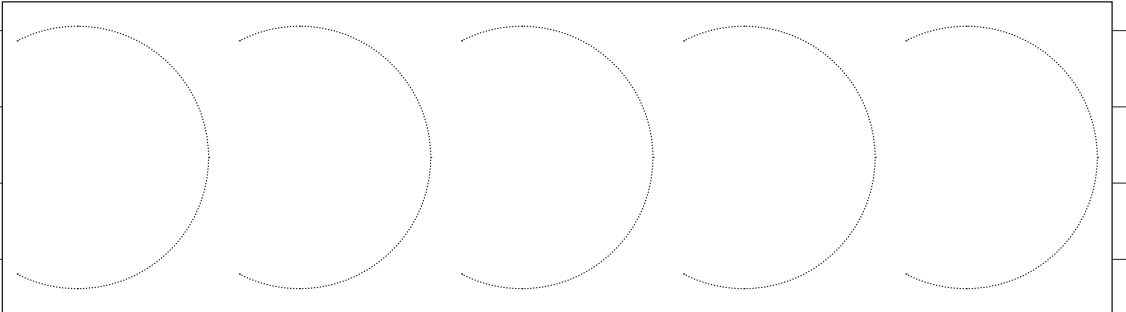
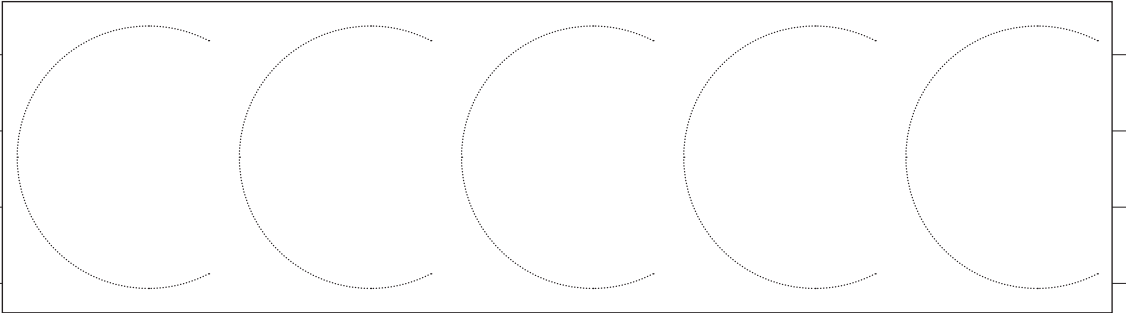
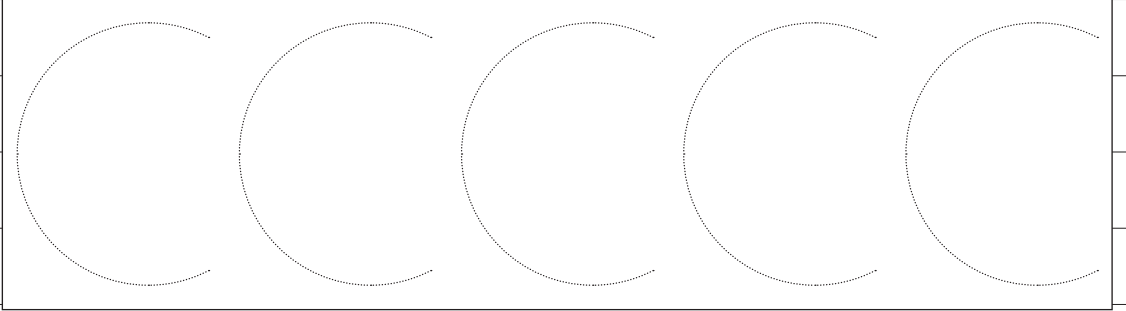


मिति: \_\_\_\_\_

मूल्याङ्कन: \_\_\_\_\_

हस्ताक्षर: \_\_\_\_\_

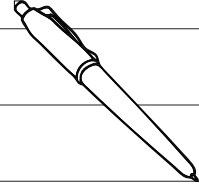
# थोप्लामाथि घर्को कोर ।




मिति: \_\_\_\_\_ मूल्याङ्कन : \_\_\_\_\_ हस्ताक्षर: \_\_\_\_\_

अक्षर र चित्रको जोडा मिलाऊ ।

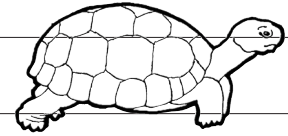
क




क



क



क



क





मिति: \_\_\_\_\_

मूल्याङ्कन: \_\_\_\_\_


हस्ताक्षर: \_\_\_\_\_

# Sample Copies - 35


1<sup>st</sup> Term/Nepali/Nursery   
कार्य - ५

 Nursery/Nepali/1<sup>st</sup> Term  
कार्य - ६

चित्रमा रङ भर ।



कमल



कप




कलम



कमिलो

मिति: \_\_\_\_\_ मूल्याङ्कन: \_\_\_\_\_ हस्ताक्षर: \_\_\_\_\_


“क” मा रङ भर ।




“क” चिन र जोलो घेरा लगाऊ ।

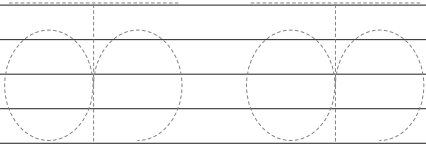
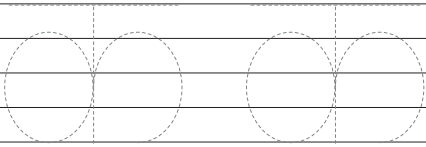
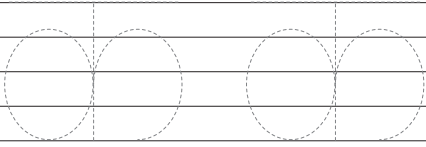


मिति: \_\_\_\_\_ मूल्याङ्कन: \_\_\_\_\_ हस्ताक्षर: \_\_\_\_\_

1<sup>st</sup> Term/Nepali/Nursery   
कार्य - ७

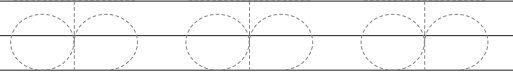
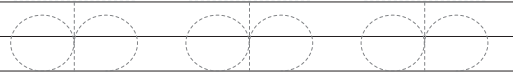
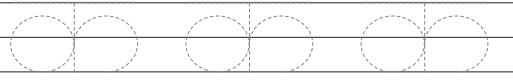
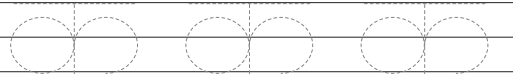
 Nursery/Nepali/1<sup>st</sup> Term  
कार्य - ८

“क” बनाऊ ।




मिति: \_\_\_\_\_ मूल्याङ्कन: \_\_\_\_\_ हस्ताक्षर: \_\_\_\_\_


“क” बनाऊ ।



मिति: \_\_\_\_\_ मूल्याङ्कन: \_\_\_\_\_ हस्ताक्षर: \_\_\_\_\_

# Sample Copies - 36

1<sup>st</sup> Term/Nepali/Nursery   
कार्य - ९

 Nursery/Nepali/1<sup>st</sup> Term  
कार्य - १०

“क” मा रङ मर ।



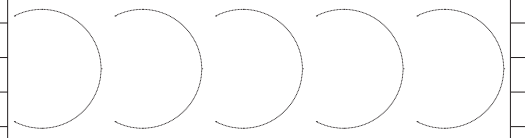
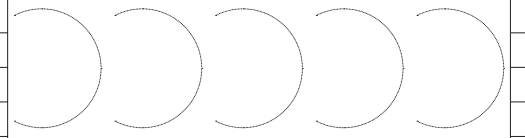
ख क ग क ख

क ग क ख क

“क” सार ।


क क क क क


थोप्लामाथि कोर ।



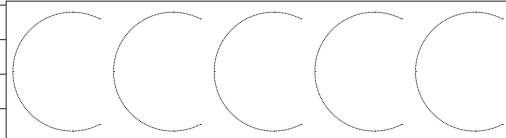


मिति: \_\_\_\_\_ मूल्याङ्कन: \_\_\_\_\_ हस्ताक्षर: \_\_\_\_\_

मिति: \_\_\_\_\_ मूल्याङ्कन: \_\_\_\_\_ हस्ताक्षर: \_\_\_\_\_


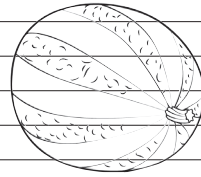
1<sup>st</sup> Term/Nepali/Nursery   
कार्य - ११

 Nursery/Nepali/1<sup>st</sup> Term  
कार्य - १२

थोप्लामाथि कोर ।





चित्रमा रङ मर ।



खरबुजा

खसी



खरायो


खल

मिति: \_\_\_\_\_ मूल्याङ्कन: \_\_\_\_\_ हस्ताक्षर: \_\_\_\_\_


मिति: \_\_\_\_\_ मूल्याङ्कन: \_\_\_\_\_ हस्ताक्षर: \_\_\_\_\_




# Sample Copies - 37

1<sup>st</sup> Term/Nepali/Nursery   
कार्य - १३

उस्तै उस्तै चित्रलाई घर्का तानी जोड ।




“ख” लाई गोलो घेरा लगाऊ ।




मिति: \_\_\_\_\_ मूल्याङ्कन: \_\_\_\_\_ हस्ताक्षर: \_\_\_\_\_

 Nursery/Nepali/1<sup>st</sup> Term  
कार्य - १४


“ख” बनाऊ ।



मिति: \_\_\_\_\_ मूल्याङ्कन: \_\_\_\_\_ हस्ताक्षर: \_\_\_\_\_

1<sup>st</sup> Term/Nepali/Nursery   
कार्य - १५

“ख” बनाऊ ।



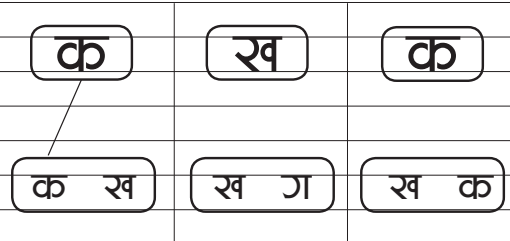
मिति: \_\_\_\_\_ मूल्याङ्कन: \_\_\_\_\_ हस्ताक्षर: \_\_\_\_\_

 Nursery/Nepali/1<sup>st</sup> Term  
कार्य - १६


“ख” सार ।

ख ख ख ख ख

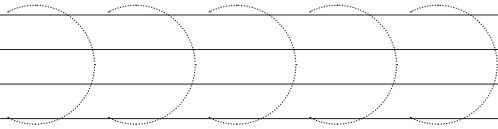
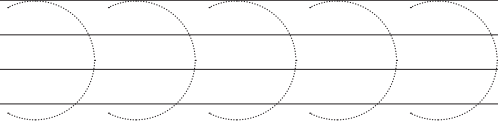
उस्तै अक्षरको जोडा मिलाऊ ।




मिति: \_\_\_\_\_ मूल्याङ्कन: \_\_\_\_\_ हस्ताक्षर: \_\_\_\_\_

1<sup>st</sup> Term/Nepali/Nursery   
कार्य - १७


थोप्लामाथि लेख ।





\_\_\_\_\_



मिति: \_\_\_\_\_ मूल्याङ्कन: \_\_\_\_\_ हस्ताक्षर: \_\_\_\_\_

 Nursery/Nepali/1<sup>st</sup> Term  
कार्य - १८


चित्रहरूलाई अक्षरसँग जोड ।




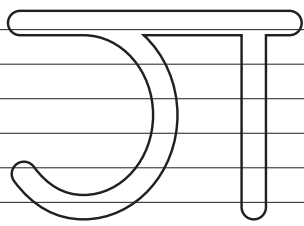
“ग” अक्षरलाई जोलो घेरा लगाऊ ।




मिति: \_\_\_\_\_ मूल्याङ्कन: \_\_\_\_\_ हस्ताक्षर: \_\_\_\_\_



1<sup>st</sup> Term/Nepali/Nursery   
कार्य - १९

रङ्ग मर ।



 Nursery/Nepali/1<sup>st</sup> Term  
कार्य - २०

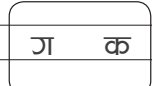


चित्रमा रङ्ग मर ।



गमला

गाई

मिल्दो अक्षरसँग जोड ।




गम

गलैचा

मिति: \_\_\_\_\_ मूल्याङ्कन: \_\_\_\_\_ हस्ताक्षर: \_\_\_\_\_

मिति: \_\_\_\_\_ मूल्याङ्कन: \_\_\_\_\_ हस्ताक्षर: \_\_\_\_\_



# Sample Copies - 39

1<sup>st</sup> Term/Nepali/Nursery  कार्य - ३१

 Nursery/Nepali/1<sup>st</sup> Term कार्य - ३२


“ग” बनाऊ ।

“ग” बनाऊ ।



मिति: \_\_\_\_\_ मूल्याङ्कन: \_\_\_\_\_ हस्ताक्षर: \_\_\_\_\_

मिति: \_\_\_\_\_ मूल्याङ्कन: \_\_\_\_\_ हस्ताक्षर: \_\_\_\_\_

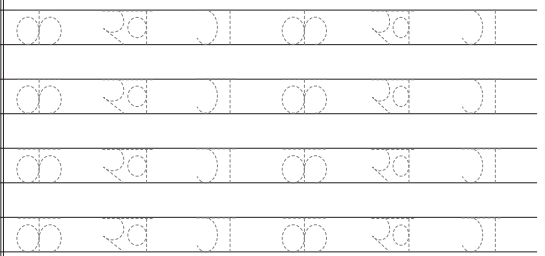
1<sup>st</sup> Term/Nepali/Nursery  कार्य - ३३

 Nursery/Nepali/1<sup>st</sup> Term कार्य - ३४

“ग” सार ।


ग ग ग ग ग

तलका अक्षर बनाऊ ।



अक्षर र चित्रको जोडा मिलाऊ ।

क ख ग




मिति: \_\_\_\_\_ मूल्याङ्कन: \_\_\_\_\_ हस्ताक्षर: \_\_\_\_\_


तलका अक्षर सार ।

क ख ग क ख ग

मिति: \_\_\_\_\_ मूल्याङ्कन: \_\_\_\_\_ हस्ताक्षर: \_\_\_\_\_

1<sup>st</sup> Term/Nepali/Nursery   
कार्य - २५

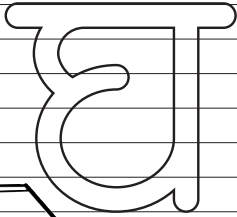
चित्रमा रङ मार ।



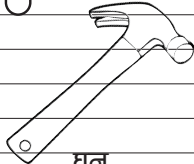
घण्टी



घडी



घर



घन


मिति: \_\_\_\_\_ मूल्याङ्कन: \_\_\_\_\_ हस्ताक्षर: \_\_\_\_\_

 Nursery/Nepali/1<sup>st</sup> Term  
कार्य - २६


उस्तै चित्रहरूको जोडा मिलाऊ ।



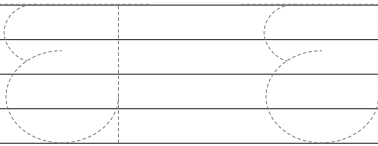
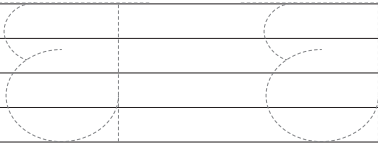

“घ” लाई गोलो घेरा लगाऊ ।




मिति: \_\_\_\_\_ मूल्याङ्कन: \_\_\_\_\_ हस्ताक्षर: \_\_\_\_\_

1<sup>st</sup> Term/Nepali/Nursery   
कार्य - २७

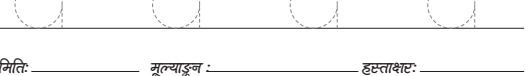
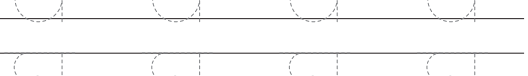
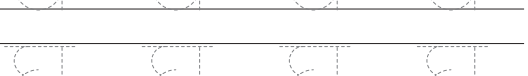

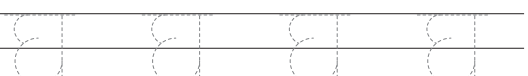
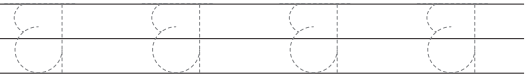
“घ” बनाऊ ।



मिति: \_\_\_\_\_ मूल्याङ्कन: \_\_\_\_\_ हस्ताक्षर: \_\_\_\_\_

 Nursery/Nepali/1<sup>st</sup> Term  
कार्य - २८

“घ” बनाऊ ।



मिति: \_\_\_\_\_ मूल्याङ्कन: \_\_\_\_\_ हस्ताक्षर: \_\_\_\_\_

# Sample Copies - 41

1<sup>st</sup> Term/Nepali/Nursery KIDS **कार्य - २९**

जोडा मिलाऊ ।

क



ख



ग



घ



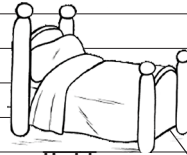
“घ” सार ।

घ घ घ घ घ

मिति: \_\_\_\_\_ मूल्याङ्कन: \_\_\_\_\_ हस्ताक्षर: \_\_\_\_\_

KIDS Nursery/Nepali/1<sup>st</sup> Term **कार्य - ३०**

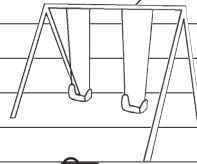
चित्रमा रङ भर ।



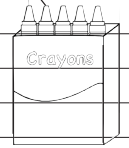
पलङ



नङ



पिङ

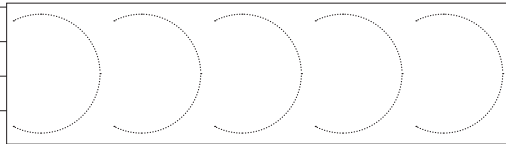
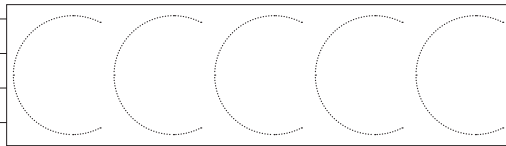



रङ

मिति: \_\_\_\_\_ मूल्याङ्कन: \_\_\_\_\_ हस्ताक्षर: \_\_\_\_\_

1<sup>st</sup> Term/Nepali/Nursery KIDS **कार्य - ३१**

थोप्ला माथि कोर ।



मिति: \_\_\_\_\_ मूल्याङ्कन: \_\_\_\_\_ हस्ताक्षर: \_\_\_\_\_

KIDS Nursery/Nepali/1<sup>st</sup> Term **कार्य - ३२**

“ङ” अक्षरलाई जोलो घेरा लगाऊ ।



तलका अक्षरलाई क्रम मिलाएर जोड ।

क

घ


ख

ग

ङ

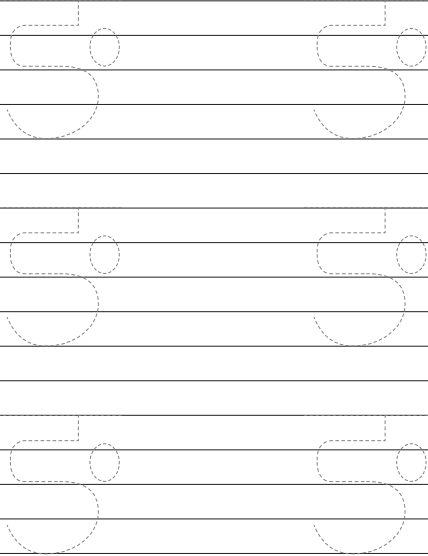
मिति: \_\_\_\_\_ मूल्याङ्कन: \_\_\_\_\_ हस्ताक्षर: \_\_\_\_\_

# Sample Copies - 42

1<sup>st</sup> Term/Nepali/Nursery   
कार्य - ३३

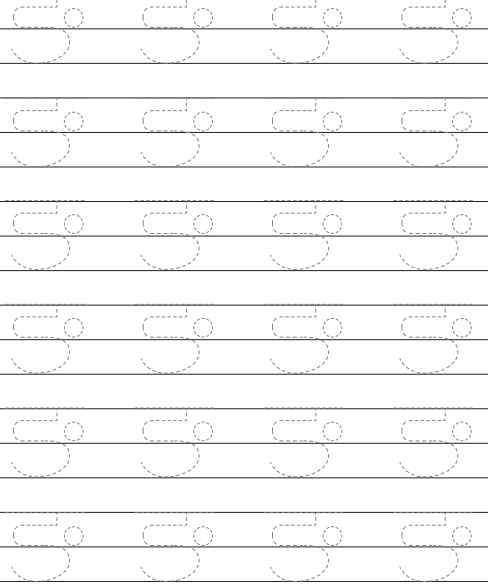
 Nursery/Nepali/1<sup>st</sup> Term  
कार्य - ३४

“ड” बनाऊ ।





मिति: \_\_\_\_\_ मूल्याङ्कन: \_\_\_\_\_ हस्ताक्षर: \_\_\_\_\_

“ड” बनाऊ ।



मिति: \_\_\_\_\_ मूल्याङ्कन: \_\_\_\_\_ हस्ताक्षर: \_\_\_\_\_

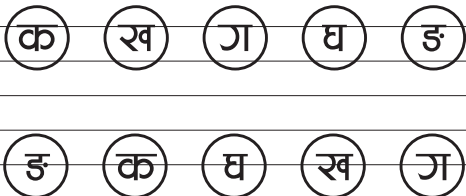
1<sup>st</sup> Term/Nepali/Nursery   
कार्य - ३५

 Nursery/Nepali/1<sup>st</sup> Term  
कार्य - ३६

“ड” सार ।

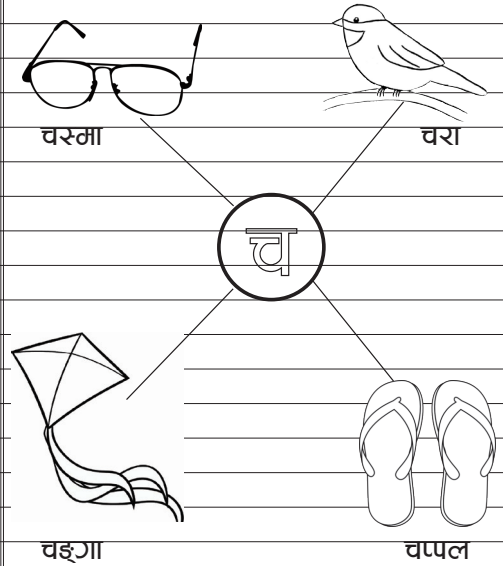


“ड” मा रङ मर ।





मिति: \_\_\_\_\_ मूल्याङ्कन: \_\_\_\_\_ हस्ताक्षर: \_\_\_\_\_

चित्रमा रङ मर ।



मिति: \_\_\_\_\_ मूल्याङ्कन: \_\_\_\_\_ हस्ताक्षर: \_\_\_\_\_

1<sup>st</sup> Term/Nepali/Nursery KIDS  कार्य - ३७

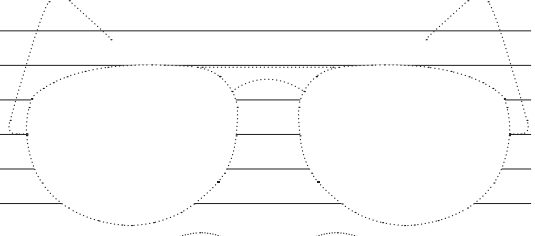
KIDS  Nursery/Nepali/1<sup>st</sup> Term कार्य - ३८

चित्रहरूलाई अक्षरसँग जोड ।

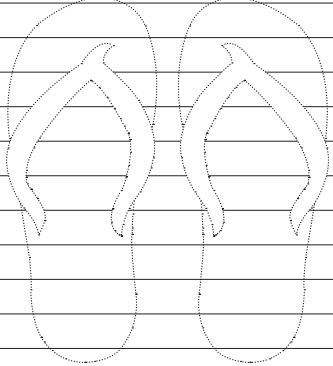
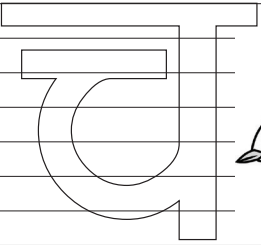
थोप्लामाथि कोर ।



च





रङ्ग भर ।



मिति: \_\_\_\_\_ मूल्याङ्कन: \_\_\_\_\_ हस्ताक्षर: \_\_\_\_\_

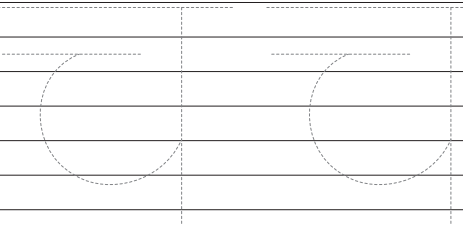

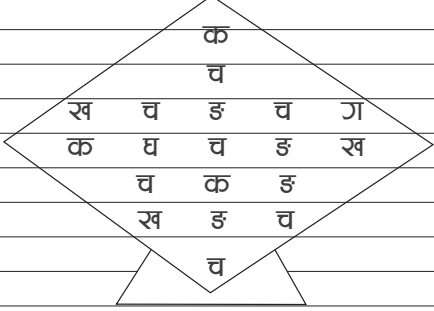
मिति: \_\_\_\_\_ मूल्याङ्कन: \_\_\_\_\_ हस्ताक्षर: \_\_\_\_\_

1<sup>st</sup> Term/Nepali/Nursery KIDS  कार्य - ३९

KIDS  Nursery/Nepali/1<sup>st</sup> Term कार्य - ४०

“च” लाई गोली घेरा लगाऊ ।


“च” बनाऊ ।



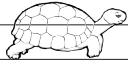
मिति: \_\_\_\_\_ मूल्याङ्कन: \_\_\_\_\_ हस्ताक्षर: \_\_\_\_\_

मिति: \_\_\_\_\_ मूल्याङ्कन: \_\_\_\_\_ हस्ताक्षर: \_\_\_\_\_

# Sample Copies - 44

1<sup>st</sup> Term/Nepali/Nursery   
कार्य - ४१

चित्रसँग मिल्ने अक्षरमा जोलो घेरा लगाऊ ।



ख क

ग घ

घ क



ख ग

घ ङ

ङ च

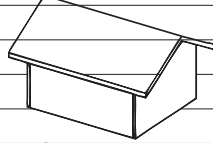
“च” सार ।

च च च च च

मिति: \_\_\_\_\_ मूल्याङ्कन: \_\_\_\_\_ हस्ताक्षर: \_\_\_\_\_

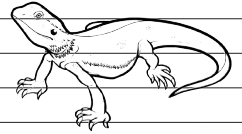
 Nursery/Nepali/1<sup>st</sup> Term  
कार्य - ४२

चित्रहरूलाई अक्षरसँग जोड ।



छाता


छाता



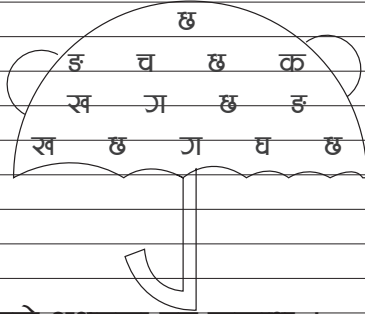
छहरा

छेपारो

मिति: \_\_\_\_\_ मूल्याङ्कन: \_\_\_\_\_ हस्ताक्षर: \_\_\_\_\_

1<sup>st</sup> Term/Nepali/Nursery   
कार्य - ४३


“छ” अक्षरलाई जोलो घेरा लगाऊ ।




नमिल्दो अक्षरमा रङ लगाऊ ।



मिति: \_\_\_\_\_ मूल्याङ्कन: \_\_\_\_\_ हस्ताक्षर: \_\_\_\_\_

 Nursery/Nepali/1<sup>st</sup> Term  
कार्य - ४४


“छ” बनाऊ ।



मिति: \_\_\_\_\_ मूल्याङ्कन: \_\_\_\_\_ हस्ताक्षर: \_\_\_\_\_



# Sample Copies - 45

1<sup>st</sup> Term/Nepali/Nursery   
कार्य - ४५

 Nursery/Nepali/1<sup>st</sup> Term  
कार्य - ४६

चित्र र अक्षरको जोडा मिलाऊ ।



च



छ

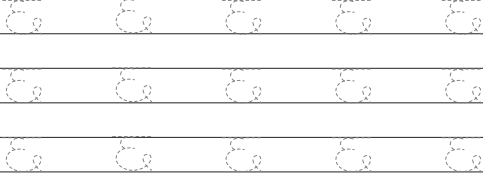


ग



घ

“छ” बनाऊ ।





मिति: \_\_\_\_\_ मूल्याङ्कन: \_\_\_\_\_ हस्ताक्षर: \_\_\_\_\_

“छ” सार ।

छ छ छ छ छ

मिति: \_\_\_\_\_ मूल्याङ्कन: \_\_\_\_\_ हस्ताक्षर: \_\_\_\_\_

1<sup>st</sup> Term/Nepali/Nursery   
कार्य - ४७





 Nursery/Nepali/1<sup>st</sup> Term  
कार्य - ४८

पढ र लेख ।

क ख ग घ

ङ च छ क

चित्रमा रङ भर ।








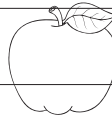





मिति: \_\_\_\_\_ मूल्याङ्कन: \_\_\_\_\_ हस्ताक्षर: \_\_\_\_\_

मिति: \_\_\_\_\_ मूल्याङ्कन: \_\_\_\_\_ हस्ताक्षर: \_\_\_\_\_

Date:.....

Task: 1

Trace on the standing lines.



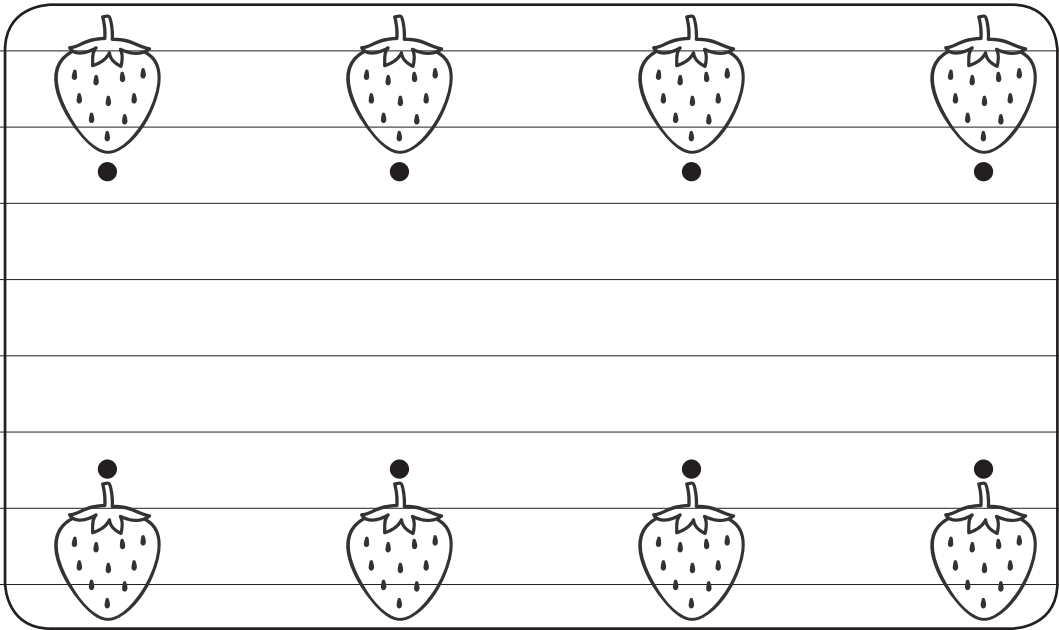
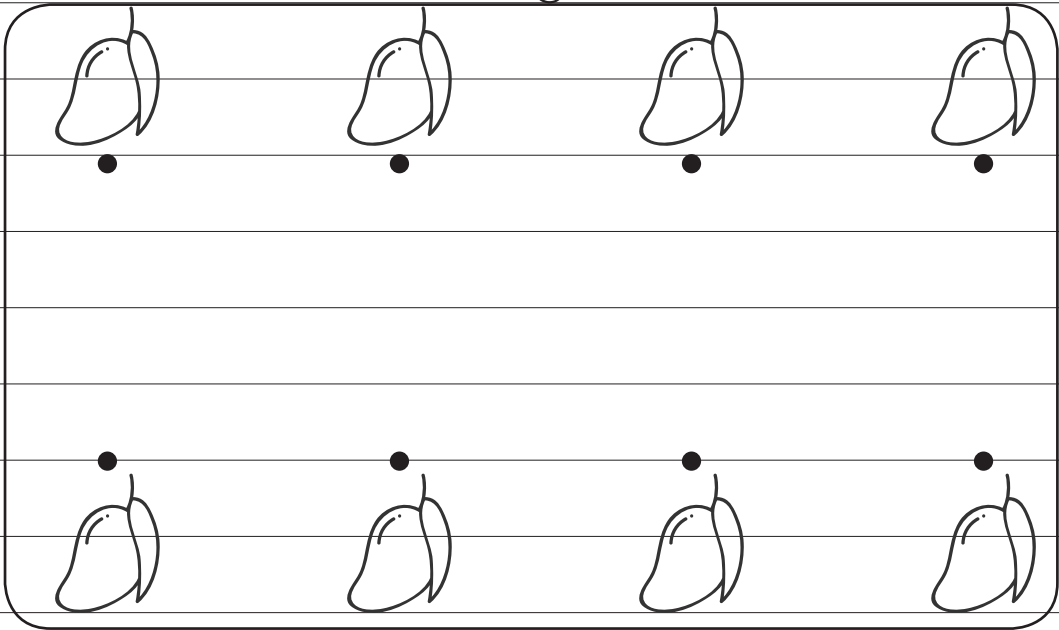
Impression: \_\_\_\_\_ Sign: \_\_\_\_\_



Task: 2

Date:.....

Join the dots from top to bottom and make standing lines.

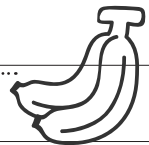
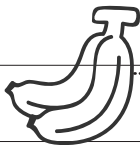
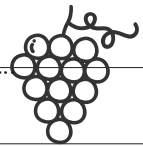
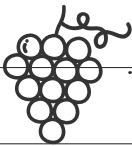

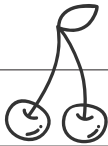


Impression: \_\_\_\_\_ Sign: \_\_\_\_\_

Date:.....

Task: 3

Join the same pictures.



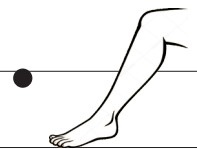
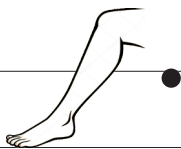
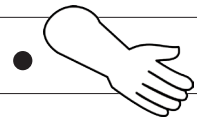
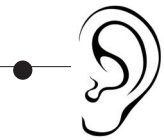
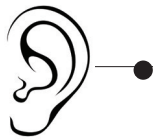
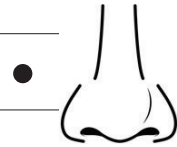
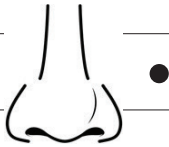
Impression: \_\_\_\_\_ Sign: \_\_\_\_\_



Task: 4

Date:.....

Join the dots from left to right and make sleeping lines.



Impression: \_\_\_\_\_ Sign: \_\_\_\_\_

# Sample Copies - 50

1<sup>st</sup> Term/Social/Nursery **Task: 5**

Date:.....

Trace the dotted lines.

Impression: \_\_\_\_\_ Sign: \_\_\_\_\_

Nursery/Social/1<sup>st</sup> Term **Task: 6**

Date:.....

Join the dots of the same pictures and make slanting lines.

Impression: \_\_\_\_\_ Sign: \_\_\_\_\_

1<sup>st</sup> Term/Social/Nursery **Task: 7**

Date:.....

Trace the dotted lines.

Impression: \_\_\_\_\_ Sign: \_\_\_\_\_

Nursery/Social/1<sup>st</sup> Term **Task: 8**

Date:.....

Join the dots of the related pictures and make slanting lines.

Impression: \_\_\_\_\_ Sign: \_\_\_\_\_


# Sample Copies - 51

1<sup>st</sup> Term/Social/Nursery 

Date:.....

Task: 9

Trace the front open curves.




Impression: \_\_\_\_\_ Sign: \_\_\_\_\_

 Nursery/Social/1<sup>st</sup> Term

Task: 10

Date:.....

Trace the apples and colour them.




Impression: \_\_\_\_\_ Sign: \_\_\_\_\_

1<sup>st</sup> Term/Social/Nursery 

Date:.....

Task: 11

Trace the back open curves.




Impression: \_\_\_\_\_ Sign: \_\_\_\_\_

 Nursery/Social/1<sup>st</sup> Term

Task: 12

Date:.....

Trace the circles with different colour.




Impression: \_\_\_\_\_ Sign: \_\_\_\_\_


# Sample Copies - 52

Date:.....  
1<sup>st</sup> Term/Social/Nursery   
Task: 13


Make circles on the butterfly and colour them.




Impression: \_\_\_\_\_ Sign: \_\_\_\_\_

 Nursery/Social/1<sup>st</sup> Term  
Task: 14  
Date:.....


Colour the pictures red.




Impression: \_\_\_\_\_ Sign: \_\_\_\_\_

Date:.....  
1<sup>st</sup> Term/Social/Nursery   
Task: 15


Colour the letters.



Impression: \_\_\_\_\_ Sign: \_\_\_\_\_

 Nursery/Social/1<sup>st</sup> Term  
Task: 16  
Date:.....

Trace and Colour the letters.



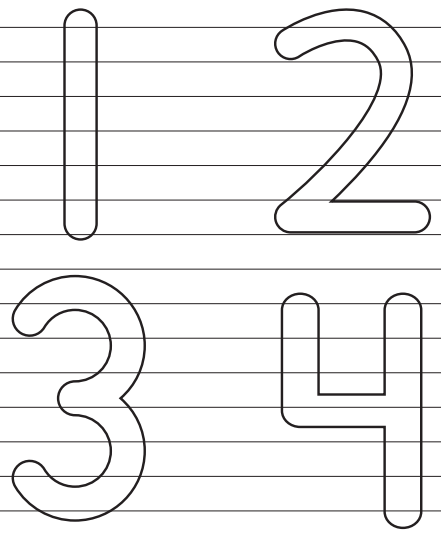
Impression: \_\_\_\_\_ Sign: \_\_\_\_\_




# Sample Copies - 53

Date:.....  
1<sup>st</sup> Term/Social/Nursery  Task: 17


Colour the numbers.



Impression: \_\_\_\_\_ Sign: \_\_\_\_\_

 Nursery/Social/1<sup>st</sup> Term  
Task: 18 Date:.....


तलका अक्षरमा रङ लगाऊ ।




Impression: \_\_\_\_\_ Sign: \_\_\_\_\_

Date:.....  
1<sup>st</sup> Term/Social/Nursery  Task: 19


Colour the letters.



Impression: \_\_\_\_\_ Sign: \_\_\_\_\_


 Nursery/Social/1<sup>st</sup> Term  
Task: 20 Date:.....

Colour the letters.




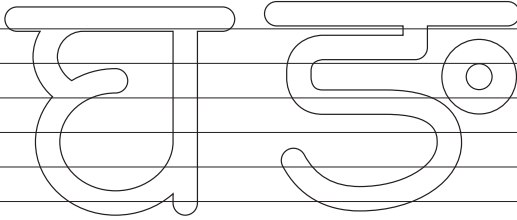
Impression: \_\_\_\_\_ Sign: \_\_\_\_\_

# Sample Copies - 54


1<sup>st</sup> Term/Social/Nursery  **Task: 21**

Date:.....

अक्षरमा रङ भर ।

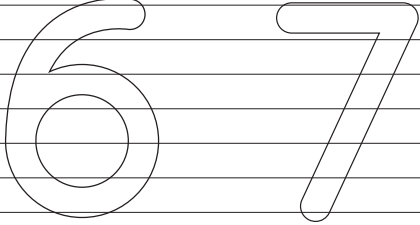



Impression: \_\_\_\_\_ Sign: \_\_\_\_\_


 Nursery/Social/1<sup>st</sup> Term **Task: 22**

Date:.....

Colour the numbers.

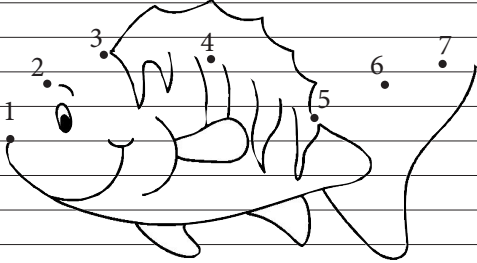


Impression: \_\_\_\_\_ Sign: \_\_\_\_\_


1<sup>st</sup> Term/Social/Nursery  **Task: 23**

Date:.....

Join the number and make a fish.




Impression: \_\_\_\_\_ Sign: \_\_\_\_\_

 Nursery/Social/1<sup>st</sup> Term **Task: 24**


Date:.....

Colour Lord Buddha.




Impression: \_\_\_\_\_ Sign: \_\_\_\_\_

# Sample Copies - 55

1<sup>st</sup> Term/Social/Nursery  Task: 25


Date:.....

Colour the picture, who you are.









I am a boy.                      I am a girl.

Impression: \_\_\_\_\_ Sign: \_\_\_\_\_


 Nursery/Social/1<sup>st</sup> Term Task: 26

Date:.....

Match the following.




Impression: \_\_\_\_\_ Sign: \_\_\_\_\_


1<sup>st</sup> Term/Social/Nursery  Task: 27

Date:.....

Colour the pictures.




Impression: \_\_\_\_\_ Sign: \_\_\_\_\_

 Nursery/Social/1<sup>st</sup> Term Task: 28


Date:.....

Colour the items you like.

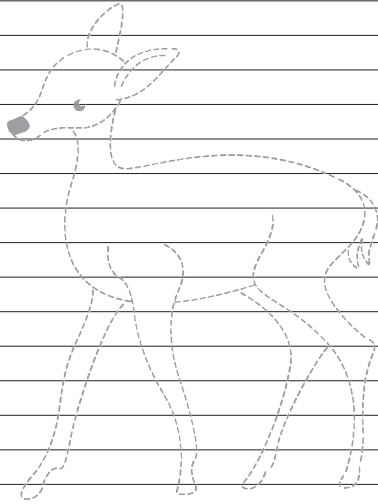


Impression: \_\_\_\_\_ Sign: \_\_\_\_\_


# Sample Copies - 56

1<sup>st</sup> Term/Social/Nursery   
Date:..... Task: 29


Join the dots, and colour the pictures.



Impression: \_\_\_\_\_ Sign: \_\_\_\_\_

 Nursery/Social/1<sup>st</sup> Term  
Task: 30 Date:.....

Colour the food you like.




Impression: \_\_\_\_\_ Sign: \_\_\_\_\_

1<sup>st</sup> Term/Social/Nursery   
Date:..... Task: 31


Colour the flower you like.



Impression: \_\_\_\_\_ Sign: \_\_\_\_\_


 Nursery/Social/1<sup>st</sup> Term  
Task: 32 Date:.....


Trace the picture and colour it.




Impression: \_\_\_\_\_ Sign: \_\_\_\_\_


# Sample Copies - 57

Date:.....  
1<sup>st</sup> Term/Social/Nursery   
Task: 33





Impression: \_\_\_\_\_ Sign: \_\_\_\_\_

 Nursery/Social/1<sup>st</sup> Term  
Task: 34  
Date:.....




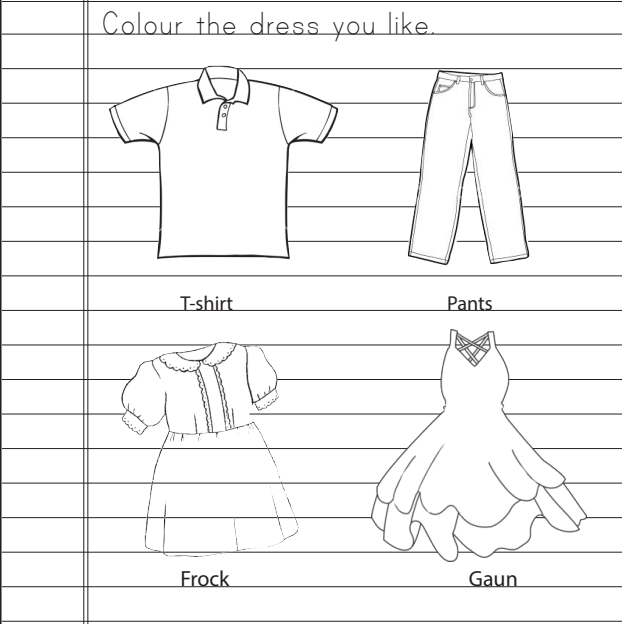
Impression: \_\_\_\_\_ Sign: \_\_\_\_\_

Date:.....  
1<sup>st</sup> Term/Social/Nursery   
Task: 35




Impression: \_\_\_\_\_ Sign: \_\_\_\_\_

 Nursery/Social/1<sup>st</sup> Term  
Task: 36  
Date:.....




Impression: \_\_\_\_\_ Sign: \_\_\_\_\_


# Sample Copies - 58

1<sup>st</sup> Term/Social/Nursery    
 Date:..... Task: 37

Colour the pictures.



Impression: \_\_\_\_\_ Sign: \_\_\_\_\_

Nursery/Social/1<sup>st</sup> Term    
 Task: 38 Date:.....


Colour the picture.




Impression: \_\_\_\_\_ Sign: \_\_\_\_\_

1<sup>st</sup> Term/Social/Nursery    
 Date:..... Task: 39


Colour the pictures blue.



Impression: \_\_\_\_\_ Sign: \_\_\_\_\_

Nursery/Social/1<sup>st</sup> Term    
 Task: 40 Date:.....

Match the following.

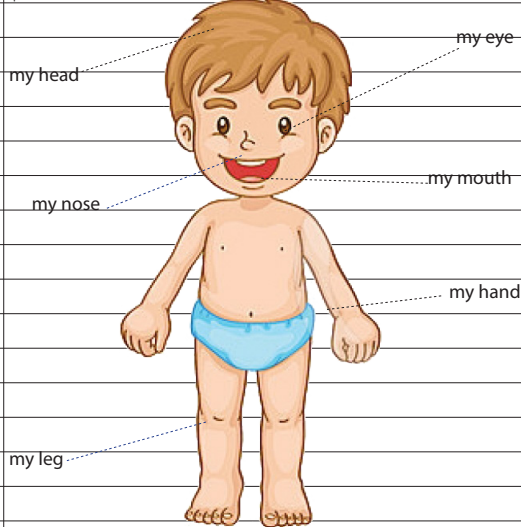


Impression: \_\_\_\_\_ Sign: \_\_\_\_\_

# Sample Copies - 59

1<sup>st</sup> Term/Social/Nursery Task: 41

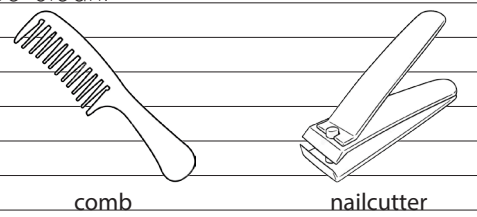
Join the dots and match the body parts with their name.



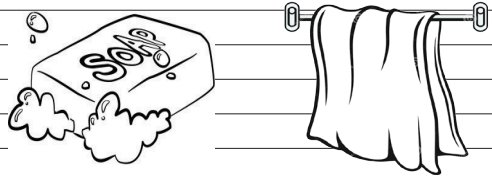
Impression: \_\_\_\_\_ Sign: \_\_\_\_\_

Nursery/Social/1<sup>st</sup> Term Task: 42

Colour the pictures that help us to be clean.



comb nailcutter




soap towel

Impression: \_\_\_\_\_ Sign: \_\_\_\_\_

1<sup>st</sup> Term/Social/Nursery Task: 43

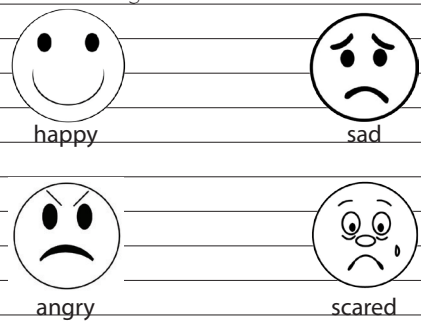
Match the following.



Impression: \_\_\_\_\_ Sign: \_\_\_\_\_

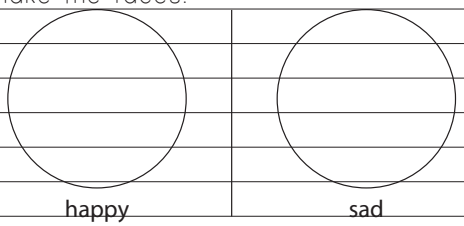
Nursery/Social/1<sup>st</sup> Term Task: 44

Colour the given faces.



happy sad  
angry scared

Make the faces.



happy sad

Impression: \_\_\_\_\_ Sign: \_\_\_\_\_

# Sample Copies - 60

1<sup>st</sup> Term/Social/Nursery **Task: 45**

Date:.....

Match the same pictures.


Impression: \_\_\_\_\_ Sign: \_\_\_\_\_

Nursery/Social/1<sup>st</sup> Term **Task: 46**

Date:.....

Tick (✓) the good habits.

 <input type="checkbox"/>	 <input type="checkbox"/>	 <input type="checkbox"/>
 <input type="checkbox"/>	 <input type="checkbox"/>	 <input type="checkbox"/>
 <input type="checkbox"/>	 <input type="checkbox"/>	 <input type="checkbox"/>
	 <input type="checkbox"/>	 <input type="checkbox"/>

Impression: \_\_\_\_\_ Sign: \_\_\_\_\_

1<sup>st</sup> Term/Social/Nursery **Task: 47**

Date:.....

Join the dots and colour the pictures.

Impression: \_\_\_\_\_ Sign: \_\_\_\_\_

Nursery/Social/1<sup>st</sup> Term **Task: 48**

Date:.....

Join the dots and colour the pictures.

Impression: \_\_\_\_\_ Sign: \_\_\_\_\_