

Name:

Class:


Subject:

School Name:




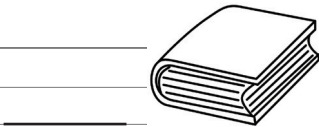

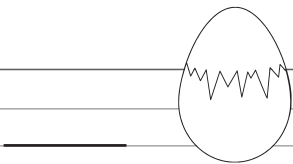
Topics for Third Term/Final Term

- Revision of three letters word
- Phrases using 'and'
- Phrases using 'in', 'on', 'under'
- It is a/an / Is it a/an?
- Yes, it is. / No. it is not.
- This is a/an / Is this a/an?
- That is a/an / Is that a/an?
- What is this/that?
- Plural of nouns
- This is
- That is
- These are
- Those are
- Action words
- Likes / dislikes
- Name of days
- Writing about oneself

Write the vowel letters.



Put 'a' or 'an' before the pictures.

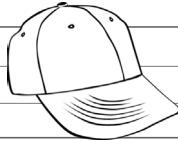





Date: _____

Make words.

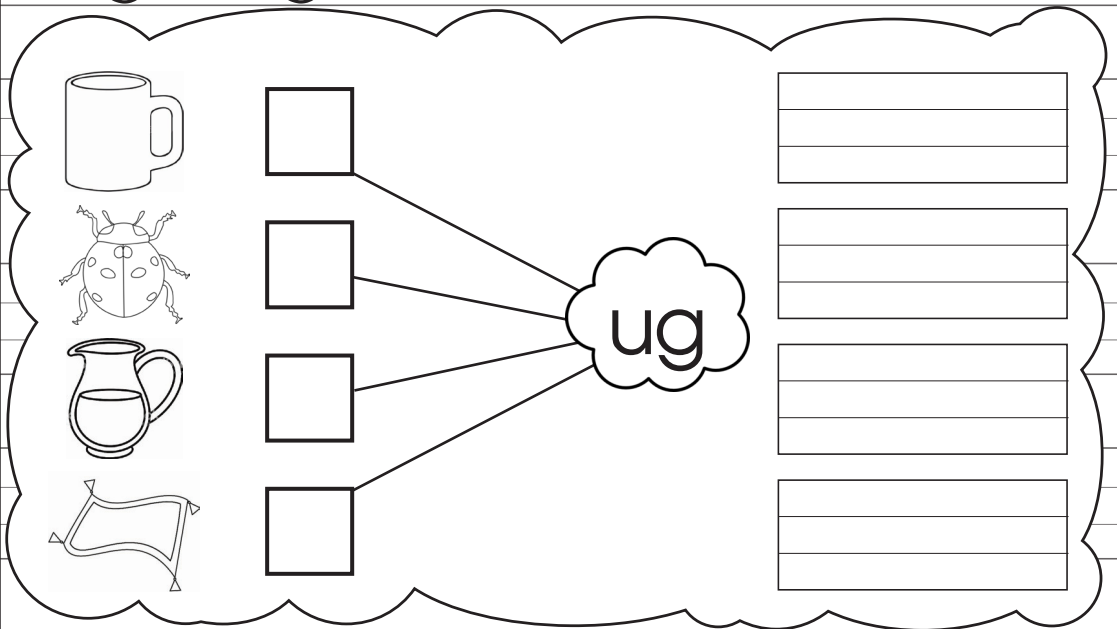
at	bat	_____	_____
en	_____	_____	_____
ip	_____	_____	_____
ot	_____	_____	_____

Fill up the missing letters.

	c _____		b _____
	_____an		s _____

Impression: _____ Sign: _____













Look at the pictures and write the beginning letters to make words.



Match the rhyming words and write.













pen	pin	_____
tin	bun	_____
sun	ten	_____

Read and write.

	and		a pin and a bin
	and		a pan and a van
	and		a cap and a tap
	and		a cat and a rat
	and		a dog and a log
	and		a bug and a jug





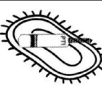

Impression: _____ Sign: _____

Make phrases using 'and'.

	and		_____
	and		_____
	and		_____
	and		_____
	and		_____
	and		_____







Impression: _____ Sign: _____

Read and write.

	a dog on a log.
	a cat on a mat.
	a bug on a mug.
	a dot on a pot.
	a bat on a mat.
	a rat on a hat.


Impression: _____ Sign: _____

Make phrases using 'on'.





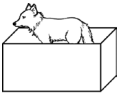
	_____
	_____
	_____
	_____
	_____
	_____

Impression: _____ Sign: _____


Sample Copies - 6

Date: _____ 3rd Term / English / LKG  Task - 8



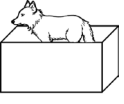


Read and write.

	a pin in a bin.
	a man in a van.
	a cub in a tub.
	a rat in a hat.
	a fox in a box.


Impression: _____ Sign: _____

Date: _____  LKG / English / 3rd Term / Final Term Task - 9






Make phrases using 'in'.

	_____
	_____
	_____
	_____
	_____

Impression: _____ Sign: _____

Date: _____ 3rd Term / English / LKG  Task - 10






Read and write.

	a cat under a tree.
	a ball under a table.
	a hat under a bed.
	a doll under a chair.
	a rabbit under a tree.

Impression: _____ Sign: _____






Date: _____  LKG / English / 3rd Term / Final Term Task - 11

Make phrases using 'under'.

	_____
	_____
	_____
	_____
	_____







Impression: _____ Sign: _____

Make phrases using and, on, in or under.

 and →	_____
	_____
	_____
	_____
 and →	_____





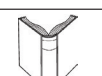
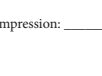
Impression: _____ Sign: _____

Read and write.

	It is a cap. _____
	It is a dog. _____
	It is a book. _____
	It is a cup. _____
	It is a cat. _____
	It is a bus. _____







Impression: _____ Sign: _____

Make sentences using 'It is a'

	_____
	_____
	_____
	_____
	_____
	_____
	_____

Impression: _____ Sign: _____







Read the questions and answer in 'Yes, it is.'

	Is it a rat? → _____
	Is it an ice-cream? → _____
	Is it a mango? → _____
	Is it a pot? → _____
	Is it a fan? → _____
	Is it a bat? → _____

Impression: _____ Sign: _____





Sample Copies - 8

Read the questions and answer in 'No, it is not.'

	Is it a ball? → _____
	Is it a table? → _____
	Is it a lamp? → _____
	Is it an octopus? → _____
	Is it a rat? → _____
	Is it a tiger? → _____







Impression: _____ Sign: _____

Read the questions and answer in 'Yes, it is.' or 'No, it is not.'

	Is it a kite? → _____
	Is it a bat? → _____
	Is it a lion? → _____
	Is it a tree? → _____
	Is it a glass? → _____
	Is it a net? → _____








Impression: _____ Sign: _____

Read and write.

	This is an orange. _____
	This is a glass. _____
	This is a mango. _____
	This is a duck. _____
	This is a bell. _____
	This is a cup. _____

Impression: _____ Sign: _____







Make sentences using 'This is a...'

	_____
	_____
	_____
	_____
	_____
	_____
	_____

Impression: _____ Sign: _____







Read the questions and answer in

"Yes, it is." or "No, it is not."

	Is this a hen? →
	Is this a spoon? →
	Is this a bed? →
	Is this a lamp? →
	Is this a fan? →
	Is this a table? →





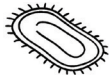

Impression: _____ Sign: _____

Answer the questions.

	What is this? → This is a
	What is this? →
	What is this? →
	What is this? →
	What is this? →
	What is this? →








Impression: _____ Sign: _____

Read and write.

That is a tiger. _____	
That is a bird. _____	
That is a bird. _____	
That is a bat. _____	
That is a mat. _____	
That is a tree. _____	

Impression: _____ Sign: _____







Make sentences using 'That is a...'

_____	
_____	
_____	
_____	
_____	
_____	
_____	

Impression: _____ Sign: _____





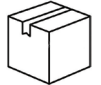

Sample Copies - 10

Write answer in 'Yes, it is.' or 'No, it is not.'

Is that a goat? →	
Is that a pig? →	
Is that a hospital? →	
Is that a lamp? →	
Is that a pen? →	
Is that a jacket? →	







Impression: _____ Sign: _____

Answer the questions.

What is that? →	
What is that? →	
What is that? →	
What is that? →	
What is that? →	
What is that? →	








Impression: _____ Sign: _____

Look at the pictures and make sentences using 'This/That is a....'

Impression: _____ Sign: _____

Answer the questions.

	What is this?
	What is this?
What is that?	
What is that?	
	What is this?
	What is this?
What is that?	

Impression: _____ Sign: _____

Add 's' to make plural.









cat	cats	doll	
dog		fan	
bag		kite	
apple		egg	

Change singular noun into plural.

Singular	plural	Singular	Plural
fan		cup	
star		pen	



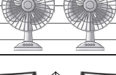




Impression: _____ Sign: _____

Match and write.

apples	
an apple	
a ball	
balls	
caps	
a cap	
a tree	
trees	



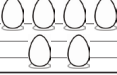



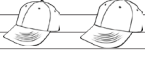
Impression: _____ Sign: _____

Look, read and write.

	These are birds.
	These are caps.
	These are fans.
	These are kites.
	These are bees.
	These are cows.
	These are pens.

Impression: _____ Sign: _____








Make sentences using 'These are.....'

Impression: _____ Sign: _____





Sample Copies - 12

Make sentences using 'This is a..' or 'These are..'





Impression: _____ Sign: _____

Answer the questions.

	What are these? _____
	What are these? _____
	What are these? _____
	What are these? _____

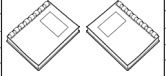
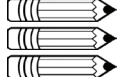



Impression: _____ Sign: _____

Look, read and write.

Those are bells.	
Those are dogs.	
Those are balls.	
Those are cups.	







Impression: _____ Sign: _____

Make sentences using 'Those are....'

Impression: _____ Sign: _____

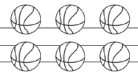

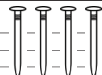

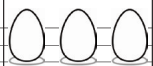

Make sentences using 'That is a...' or 'Those are...'

Impression: _____ Sign: _____





Look at the pictures and make sentences

using 'These' or 'Those'.

_____ are _____	
_____ caps.	
_____ are nails.	
_____ cups.	
_____ are _____	
_____ are logs.	






Impression: _____ Sign: _____

Answer the questions.

What are those? →	
What is that? →	
What are those? →	
What is that? →	

Impression: _____ Sign: _____

Make sentences using 'These are...' or 'Those are...'

Impression: _____ Sign: _____

Sample Copies - 14

Date: _____
 3rd Term / English / LKG
 Final Term / KIDS Publications
 Task - 40

Look, read and write.



walking reading sitting




playing eating jumping

Impression: _____ Sign: _____

Date: _____
 3rd Term / English / LKG
 Final Term / KIDS Publications
 Task - 41


Match the following and write.



Impression: _____ Sign: _____

Date: _____
 3rd Term / English / LKG
 Final Term / KIDS Publications
 Task - 42

Write what they are doing.



Write any six action words.

1. _____
2. _____
3. _____
4. _____
5. _____
6. _____

Impression: _____ Sign: _____

Date: _____
 3rd Term / English / LKG
 Final Term / KIDS Publications
 Task - 43

Fill in the blanks.

	He is _____
	She is _____
	They are _____
	I am _____
	She is _____

Impression: _____ Sign: _____

Read and write.

Sunday	-	_____
Monday	-	_____
Tuesday	-	_____
Wednesday	-	_____
Thursday	-	_____
Friday	-	_____
Saturday	-	_____

Impression: _____ Sign: _____


Write the name of days in correct order.

Monday	Saturday	Thursday
Tuesday	Sunday	Friday
Wednesday		

1. _____
2. _____
3. _____
4. _____
5. _____
6. _____
7. _____

Impression: _____ Sign: _____

Draw your picture and fill in the blanks.



1. My name is _____
2. I am _____ years old.
3. I study in class _____
4. My school's name is _____

Impression: _____ Sign: _____

Answer the questions.

1. What is your name?
↔ My name is _____
2. How old are you?
↔ I am _____ years old.
3. Are you a boy or girl?
↔ I am a _____
4. In which class do you study?
↔ I study in class _____
5. What is your favourite game?
↔ My favourite game is _____

Impression: _____ Sign: _____

Name:

Class:

Subject:

School Name:

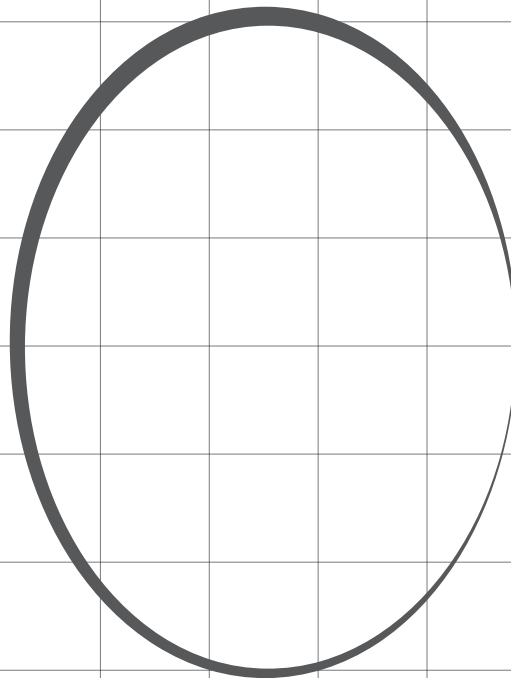
Topics for Third Term/Final Term

- Number (51-100)
- Number names
- Nepali number (११-५०)
- Counting and writing
- Shapes
- Tens bar and units
- Use of the sign ($>$, $<$, $=$)
- Slow / fast things
- Devanagari number name (१ - १०)
- Odd / even numbers
- Addition
- Subtraction

Task - 1

Date: _____

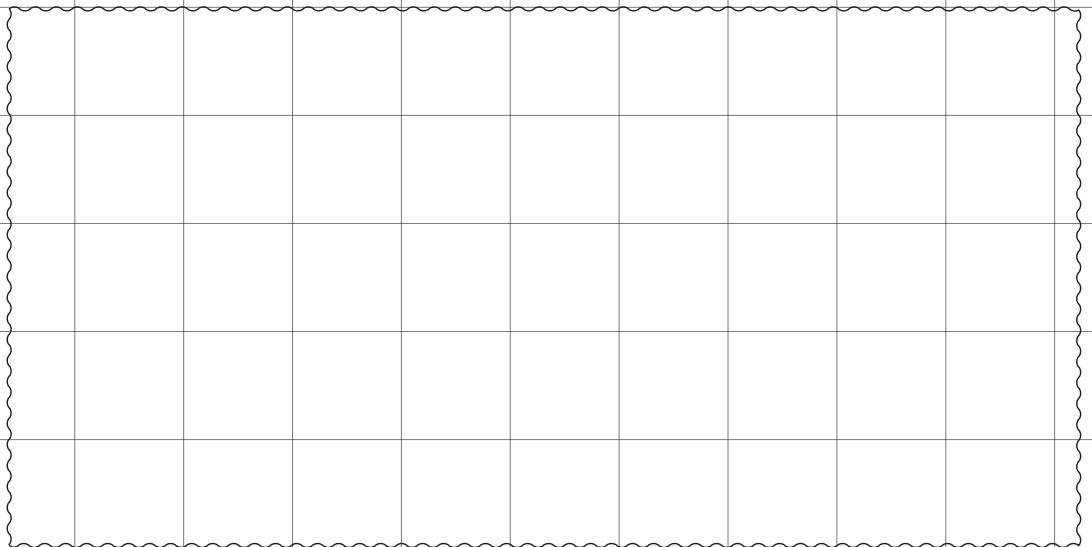
Colour the given shape with orange and write.



oval

oval





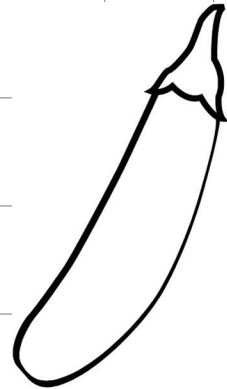
Draw an oval and colour with orange.



Impression: _____ Sign: _____

Date: _____

Colour the heavier objects and circle the lighter objects.

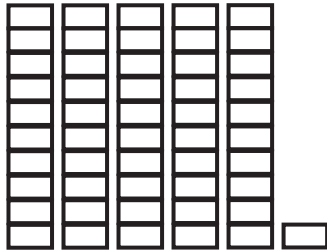


Impression: _____ Sign: _____

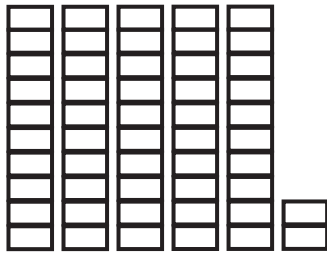
Task - 3

Date: _____

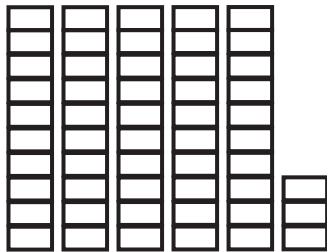
Count and write.



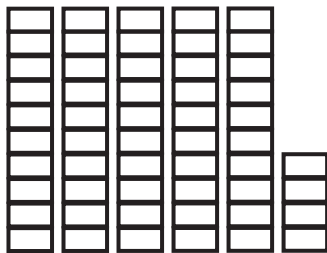
51 _____



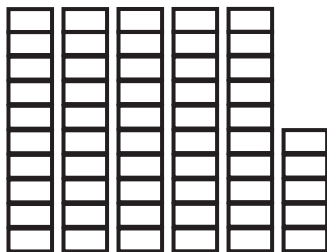
52 _____



53 _____



54 _____



55 _____

Impression: _____ Sign: _____

Sample Copies - 20

Date: _____

3rd Term / Maths / LKG
Final Term / KIDS Publications
Task - 4

Count and write.

	56 _____
	57 _____
	58 _____
	59 _____
	60 _____

Impression: _____ Sign: _____

KIDS Publications LKG / Maths / 3rd Term
Final Term
Task - 5

Date: _____

Look, count and write.

	61 _____
	62 _____
	63 _____
	64 _____
	65 _____

Impression: _____ Sign: _____

Date: _____

3rd Term / Maths / LKG
Final Term / KIDS Publications
Task - 6

Look, count and write.

	66 _____
	67 _____
	68 _____
	69 _____
	70 _____

Impression: _____ Sign: _____

KIDS Publications LKG / Maths / 3rd Term
Final Term
Task - 7

Date: _____

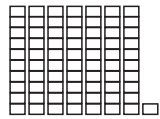
Match the same numbers and write.

65	68
68	70
70	62
62	65

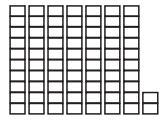
Write the numbers from 61-70.

Impression: _____ Sign: _____

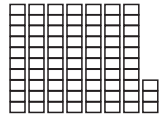
Look, count and write.



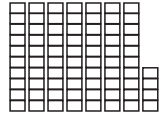
71 _____



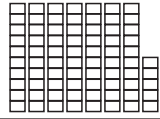
72 _____



73 _____



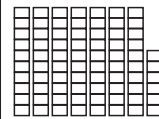
74 _____



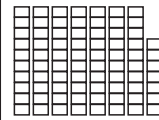
75 _____

Impression: _____ Sign: _____

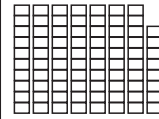
Look, count and write.



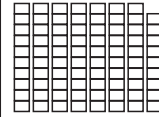
76 _____



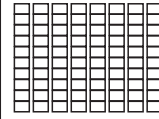
77 _____



78 _____



79 _____



80 _____

Impression: _____ Sign: _____

Match the same numbers and write.

77

75

79

70

75

77

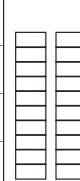
70

79

Write the numbers from 71-80.

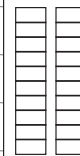
Impression: _____ Sign: _____

Look, count and write.



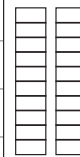
twenty

Tens	Ones
2	0
_____	_____



twenty one

Tens	Ones
2	1
_____	_____




twenty two

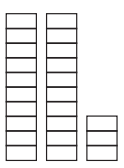
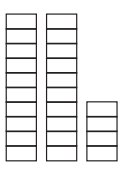
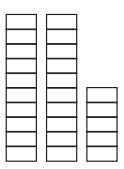
Tens	Ones
2	2
_____	_____

Impression: _____ Sign: _____


Sample Copies - 22

Date: _____ 3rd Term / Final Term / Maths / LKG  Task - 12

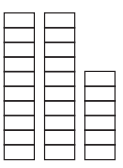
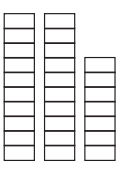
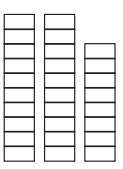
Look, count and write.

	twenty three	Tens	Ones
	_____	2	3
	twenty four	Tens	Ones
	_____	2	4
	twenty five	Tens	Ones
	_____	2	5


Impression: _____ Sign: _____

Date: _____  LKG / Maths / 3rd Term / Final Term Task - 13

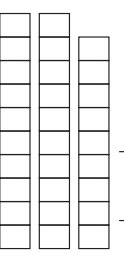
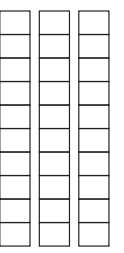
Look, count and write.

	twenty six	Tens	Ones
	_____	2	6
	twenty seven	Tens	Ones
	_____	2	7
	twenty eight	Tens	Ones
	_____	2	8


Impression: _____ Sign: _____

Date: _____ 3rd Term / Final Term / Maths / LKG  Task - 14





Look, count and write.

	twenty nine	Tens	Ones
	_____	2	9
	thirty	Tens	Ones
	_____	3	0

Impression: _____ Sign: _____

Date: _____  LKG / Maths / 3rd Term / Final Term Task - 15

Fill up the missing letters.

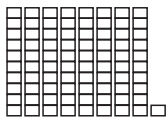
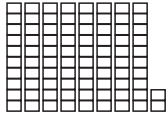


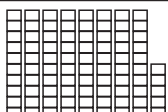
	t _ e _ t _
	_ _ _ n _ y _ i _
	t _ _ _ t _ t _ o
	_ w _ _ t _ n _ n _

Write in words and numbers.

20	_____	twenty nine	_____
26	_____	twenty seven	_____
22	_____	twenty two	_____
29	_____	twenty eight	_____

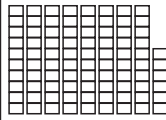
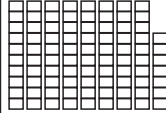
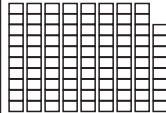

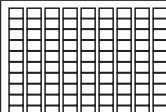
Impression: _____ Sign: _____

Look, count and write.

	81 _____
	82 _____
	83 _____
	84 _____
	85 _____









Impression: _____ Sign: _____

Look, count and write.

	86 _____
	87 _____
	88 _____
	89 _____
	90 _____

Impression: _____ Sign: _____

Match the same number and write.

		_____
		_____
		_____
		_____

Fill up the missing numbers.

70	72
75	78
80	

Impression: _____ Sign: _____

Look and copy down the Devanagari numbers.

११ १२ १३ १४ १५

१६ १७ १८ १९ २०

Impression: _____ Sign: _____

Sample Copies - 24

Date: _____
 3rd Term / Maths / LKG
 Final Term / KIDS Publications
 Task - 20

Look and copy down the Devanagari numbers.

२१ २२ २३ २४ २५

२६ २७ २८ २९ ३०

Impression: _____ Sign: _____

KIDS Publications LKG / Maths / 3rd Term
 Final Term
 Task - 21

Date: _____

Match and write.

३०	२५
२२	२७
२०	३०
२५	२२
२७	२९
२९	२०

Fill up the missing numbers.

२०		२२	
	२६		२९

Impression: _____ Sign: _____

Date: _____
 3rd Term / Maths / LKG
 Final Term / KIDS Publications
 Task - 22

Draw, compare and circle the bigger number.

3	1
○○○	○
5	2
7	9

Impression: _____ Sign: _____


KIDS Publications LKG / Maths / 3rd Term
 Final Term
 Task - 23

Date: _____

Draw, compare and circle the smaller number.

10	12
15	13
11	17

Impression: _____ Sign: _____

Date: _____
 3rd Term / Final Term / Maths / LKG 
 Task - 24


Circle the bigger number.

9	4	12	15
6	3	17	20
4	1	19	16



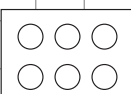
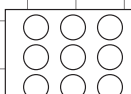


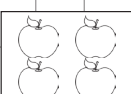
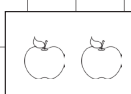
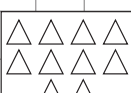
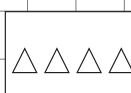
Circle the smaller number.

2	12	6	9
18	6	12	4
14	20	18	5

Impression: _____ Sign: _____

Date: _____
 LKG / Maths / 3rd Term / Final Term
 Task - 25

Put the correct sign >, < or =.

	3 <input type="text"/> 4	
	6 <input type="text"/> 9	
	4 <input type="text"/> 4	
	4 <input type="text"/> 2	
	10 <input type="text"/> 4	


Impression: _____ Sign: _____

Date: _____
 3rd Term / Final Term / Maths / LKG 
 Task - 26

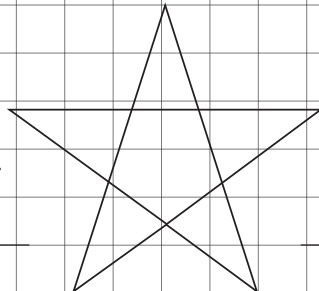
Compare the numbers and use >, < or =.

2	○	4	7	○	3
10	○	5	9	○	9
13	○	20	14	○	10
15	○	15	20	○	29
21	○	25	19	○	19
28	○	32	28	○	30

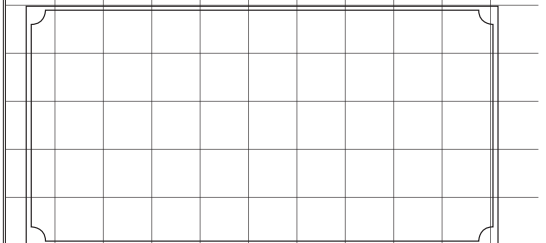
Impression: _____ Sign: _____

Date: _____
 LKG / Maths / 3rd Term / Final Term
 Task - 27

Colour the star with purple and write.

star  star

Draw a star and colour with purple.









Impression: _____ Sign: _____

Sample Copies - 26

3rd Term / Maths/LKG
Final Term / KIDS Publications
Task - 28

Date: _____

Tick the fast and cross the slow.


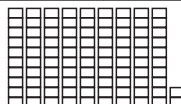
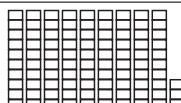
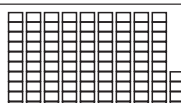
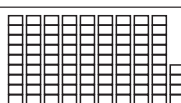
	
	
	

Impression: _____ Sign: _____

KIDS Publications LKG/Maths/3rd Term
Final Term / Task - 29

Date: _____

Look, count and write.




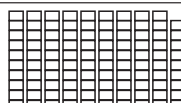
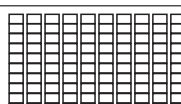
	91 _____
	92 _____
	93 _____
	94 _____
	95 _____

Impression: _____ Sign: _____

3rd Term / Maths/LKG
Final Term / KIDS Publications
Task - 30

Date: _____

Count, look and write.

	96 _____
	97 _____
	98 _____
	99 _____
	100 _____

Impression: _____ Sign: _____

KIDS Publications LKG/Maths/3rd Term
Final Term / Task - 31

Date: _____

Look, count and write.

Thirty one	Tens	Ones
_____	3	1
Thirty two	Tens	Ones
_____	3	2
Thirty three	Tens	Ones
_____	3	3
Thirty four	Tens	Ones
_____	3	4
Thirty five	Tens	Ones
_____	3	5

Impression: _____ Sign: _____

Date: _____

Look, count and write.

Thirty six _____	Tens 3	Ones 6
Thirty seven _____	Tens 3	Ones 7
Thirty eight _____	Tens 3	Ones 8
Thirty nine _____	Tens 3	Ones 9
Forty _____	Tens 4	Ones 0

Impression: _____ Sign: _____

Date: _____

Look and write numbers in Devanagari.

३१	३२	३३	३४	३५
३६	३७	३८	३९	४०

Impression: _____ Sign: _____

Date: _____

Look and write numbers in Devanagari.

४१	४२	४३	४४	४५
४६	४७	४८	४९	५०

Impression: _____ Sign: _____

Date: _____

पढ़ र लेख ।

एक	१	दुई	२
तीन	३	चार	४

Impression: _____ Sign: _____

Sample Copies - 28

Date: _____

3rd Term / Maths / LKG
Final Term / KIDS Publications
Task - 36

पढ र लेख ।			
पाँच	५	छ	६
सात	७	आठ	८

Impression: _____ Sign: _____

KIDS Publications LKG / Maths / 3rd Term
Task - 37 / Final Term

Date: _____

पढ र लेख ।			
नौ	९	दश	१०
जोडा मिलाऊ र लेख ।			
पाँच	९		
सात	८		
नौ	५		
आठ	७		

Impression: _____ Sign: _____

Date: _____

3rd Term / Maths / LKG
Final Term / KIDS Publications
Task - 38

छुटेको अक्षर लेख ।			
१	क	१०	द
७	सा	४	र
८	ठ	३	न
अंक र अक्षरमा लेख ।			
८		सात	
९		दुई	
१०		आठ	
१		पाँच	

Impression: _____ Sign: _____

KIDS Publications LKG / Maths / 3rd Term
Task - 39 / Final Term

Date: _____

Look, count and write.		
Forty one	Tens	Ones
_____	4	1
Forty two	Tens	Ones
_____	4	2
Forty three	Tens	Ones
_____	4	3
Forty four	Tens	Ones
_____	4	4
Forty five	Tens	Ones
_____	4	5

Impression: _____ Sign: _____

Date: _____

Look, count and write.

Forty six _____	Tens 4	Ones 6
Forty seven _____	Tens 4	Ones 7
Forty eight _____	Tens 4	Ones 8
Forty nine _____	Tens 4	Ones 9
Fifty _____	Tens 5	Ones 0

Impression: _____ Sign: _____

Date: _____

Match and write.

Forty seven	42
Fifty	49
Forty two	41
Forty nine	47
Forty one	50

Write in words and numbers.

40	_____	Forty two	_____
50	_____	Forty five	_____
49	_____	Forty three	_____
41	_____	Forty eight	_____

Impression: _____ Sign: _____

Date: _____

Draw the circles and write odd or even.

1	○	_____
2		_____
3		_____
4		_____
5		_____
6		_____
7		_____

Impression: _____ Sign: _____

Date: _____

Circle the odd numbers and cross the even numbers.

1	3	4	7
6	8	12	5
32	37	40	49
5	6	20	15
9	11	17	19


Circle the last digit and write odd or even.

37	89
96	22
18	13

Impression: _____ Sign: _____

Sample Copies - 30

Date: _____

3rd Term / Final Term / Maths / LKG

 Task - 44

Draw the circles and add.

4		5
+ 5		+ 2
3		1
+ 7		+ 7
8		3
+ 2		+ 3
6		9
+ 3		+ 1

Impression: _____ Sign: _____

3rd Term / Final Term / LKG / Maths

 Task - 45


Date: _____

Add the following.

5	3	6
+ 2	+ 4	+ 1
2	3	5
+ 7	+ 3	+ 4
1	2	3
+ 3	+ 5	+ 2

Impression: _____ Sign: _____

Date: _____

3rd Term / Final Term / Maths / LKG

 Task - 46

Draw the circles and subtract by crossing.

8	○ ○ ○	6
- 4	○ ○ ○	- 3
	○ ○	
3		4
- 1		- 2
7		5
- 2		- 3
6		9
- 5		- 1

Impression: _____ Sign: _____

3rd Term / Final Term / LKG / Maths

 Task - 47

Date: _____

Subtract the following.

7	9	7
- 2	- 4	- 1
6	8	7
- 2	- 5	- 6
3	4	9
- 2	- 0	- 2

Impression: _____ Sign: _____

नाम:

कक्षा:

विषय:

विद्यालयको नाम:

Third Term/Final Term का पाठ्यवस्तुहरू

- एकार (े) मात्राको पठन, लेखन तथा शब्द अभ्यास
- ऐकार (ै) मात्राको पठन, लेखन तथा शब्द अभ्यास
- ओकार (ो) मात्राको पठन, लेखन तथा शब्द अभ्यास
- औकार (ौ) मात्राको पठन, लेखन तथा शब्द अभ्यास
- अंकार (ं) लागेका शब्द र सरल वाक्य
- फलफूलका नाम
- तरकारीका नाम
- जनावरका नाम
- रङको नाम
- बारको नाम

कार्य - १

मिति: _____

जोडेर लेख ।

क	+	े	=	के	त्र	+	े	=	
ख	+	े	=		ट	+	े	=	
ग	+	े	=		ठ	+	े	=	
घ	+	े	=		ड	+	े	=	
ङ	+	े	=		ढ	+	े	=	
च	+	े	=		ण	+	े	=	
छ	+	े	=		त	+	े	=	
ज	+	े	=		थ	+	े	=	
झ	+	े	=		द	+	े	=	

मूल्याङ्कन: _____

हस्ताक्षर: _____

मिति: _____

जोडेर लेख ।

घ	+	२	=		ल	+	२	=	
न	+	२	=		व	+	२	=	
प	+	२	=		श	+	२	=	
फ	+	२	=		ष	+	२	=	
ब	+	२	=		स	+	२	=	
भ	+	२	=		ह	+	२	=	
म	+	२	=		क्ष	+	२	=	
य	+	२	=		त्र	+	२	=	
र	+	२	=		ज्ञ	+	२	=	

मूल्याङ्कन: _____

हस्ताक्षर: _____

कार्य - ३

मिति: _____

“क” देखि “ज” सम्म एकार (ै) लगाएर लेख ।

A large rectangular box with a wavy border, containing ten horizontal lines for writing. Each line is a solid top line, a dashed middle line, and a solid bottom line, typical of primary school handwriting practice paper.

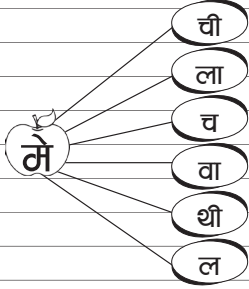
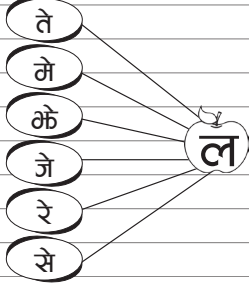
मूल्याङ्कन: _____

हस्ताक्षर: _____

मिति: _____

3rd Term / Nepali/LKG
Final Term / Final Term
कार्य - ४

शब्द बनाऊ ।



मूल्याङ्कन: _____ हस्ताक्षर: _____

KIDS SPANISH LKG/Nepali / 3rd Term
Final Term / Final Term
कार्य - ५

मिति: _____

चित्र हेर, पढ र सार ।



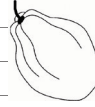
तेल



रेल



सेल



मेवा



रकेट




केरा

मूल्याङ्कन: _____ हस्ताक्षर: _____

मिति: _____

3rd Term / Nepali/LKG
Final Term / Final Term
कार्य - ६

पढ र सार ।



एकार (े) मात्रा लागेका शब्दहरूमा जोलो घेरा लगाऊ ।

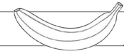
	जामा		
	पेडा	किताब	
आमा	सेना	मेच	
रेल	सुगा	पानी	
केरा	घूप	गितार	
	केटा		

मूल्याङ्कन: _____ हस्ताक्षर: _____


KIDS SPANISH LKG/Nepali / 3rd Term
Final Term / Final Term
कार्य - ७

मिति: _____

चित्रको नाम लेख ।



एकार (े) मात्रा लागेका शब्दहरू लेख ।



मूल्याङ्कन: _____ हस्ताक्षर: _____

Sample Copies - 36

मिति: _____

3rd Term / Nepali/LKG
Final Term /  कार्य - ८


वाक्य पढ र सार ।

रेल चढ ।	केरा खाऊ ।
तेल लगाऊ ।	बेलुन फुक ।

तालिकाबाट वाक्य बनाऊ ।

सेल	पाल ।	→
मेडा	गर ।	→
सेवा	पकाऊ ।	→

मूल्याङ्कन: _____ हस्ताक्षर: _____

 LKG/Nepali / 3rd Term
Final Term / कार्य - ९

मिति: _____

जोडेर लेख ।

क + ै = कै	त्र + ै =
ख + ै =	ट + ै =
ग + ै =	ठ + ै =
घ + ै =	ड + ै =
ङ + ै =	ढ + ै =
च + ै =	ण + ै =
छ + ै =	त + ै =
ज + ै =	थ + ै =
झ + ै =	द + ै =

मूल्याङ्कन: _____ हस्ताक्षर: _____


मिति: _____

3rd Term / Nepali/LKG
Final Term /  कार्य - १०

जोडेर लेख ।

घ + ै =	ल + ै =
न + ै =	व + ै =
प + ै =	श + ै =
फ + ै =	ष + ै =
ब + ै =	स + ै =
भ + ै =	ह + ै =
म + ै =	क्ष + ै =
य + ै =	त्र + ै =
र + ै =	ज्ञ + ै =

मूल्याङ्कन: _____ हस्ताक्षर: _____

 LKG/Nepali / 3rd Term
Final Term / कार्य - ११

मिति: _____

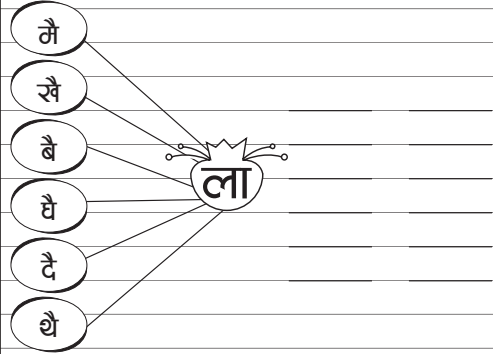
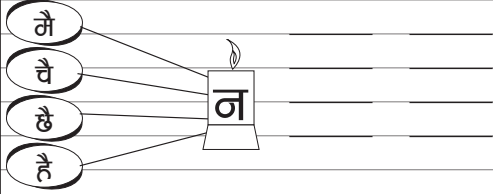
"क" देखि "ज्ञ" सम्म प्केकार () मात्रा लगाएर लेख ।

मूल्याङ्कन: _____ हस्ताक्षर: _____

मिति: _____

3rd Term / Nepali/LKG
Final Term / Final Term
कार्य - १३

शब्द बनाऊ ।

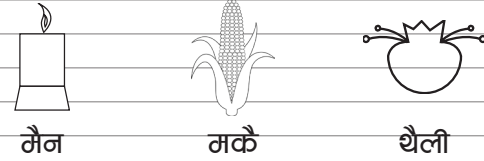


मूल्याङ्कन: _____ हस्ताक्षर: _____

KIDS SPANISH LKG/Nepali / 3rd Term
Final Term
कार्य - १३

मिति: _____

चित्र हेर, पढ र सार ।

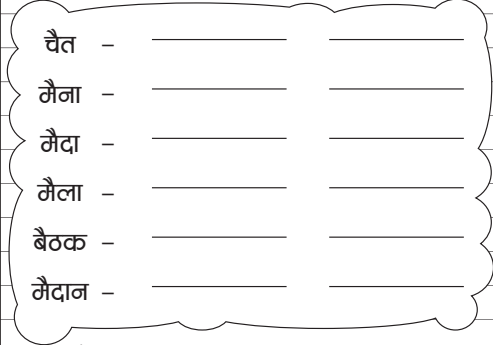


मूल्याङ्कन: _____ हस्ताक्षर: _____

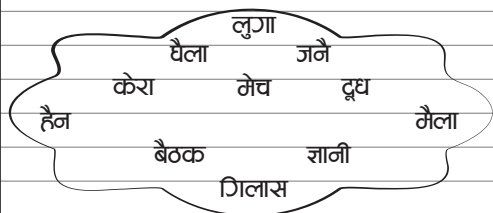
मिति: _____

3rd Term / Nepali/LKG
Final Term / Final Term
कार्य - १४

पढ र सार ।



एकार (ऌ) मात्रा लागेका शब्दहरूमा जोलो घेरा लगाऊ ।




मूल्याङ्कन: _____ हस्ताक्षर: _____


KIDS SPANISH LKG/Nepali / 3rd Term
Final Term
कार्य - १५

मिति: _____

चित्रको नाम लेख ।



एकार (ऌ) मात्रा लागेका शब्दहरू लेख ।



मूल्याङ्कन: _____ हस्ताक्षर: _____

मिति: _____

3rd Term / Nepali/LKG
Final Term / Final Term
कार्य - १०

शब्द बनाऊ ।

को
नो
भो
चो
बो
खो

ट

भो
फो
बा
मा
घा
छो

टो

मूल्याङ्कन: _____ हस्ताक्षर: _____

KIDSPRASHNEN LKG/Nepali/3rd Term
कार्य - ११
Final Term / Final Term

मिति: _____

चित्र हेर, पढ र सार ।

 कोट

 भोला

 डोको

 आगो

 धागो

 मोजा

मूल्याङ्कन: _____ हस्ताक्षर: _____

मिति: _____

3rd Term / Nepali/LKG
Final Term / Final Term
कार्य - ११

पढ र सार ।

ढोका - _____

जरायो - _____

बिरालो - _____

खरायो - _____

फोटो - _____

रातो - _____

आकार (1) मात्रा लागेका शब्दहरूमा गोलो घेरा लगाऊ ।

पहेंलो मैला नोट

मकै लुगा ओखर धूप करेला

मोटर किरा नानी भोटो

मूल्याङ्कन: _____ हस्ताक्षर: _____

KIDSPRASHNEN LKG/Nepali/3rd Term
कार्य - १३
Final Term / Final Term

मिति: _____

उस्तै सुनिने शब्दहरूको जोडा मिलाऊ र लेख ।

फोटो खरायो



जरायो चोलो



गोलो. कोट



बाटो भोटो

नोट माटो

चित्र हेरी खाली ठाउँ भर ।

 ज यो  डो

 रा  फो

 खो  ट

मूल्याङ्कन: _____ हस्ताक्षर: _____

Sample Copies - 40

मिति: _____

3rd Term / Nepali/LKG
Final Term / Final Term
कार्य - १४

वाक्य पढ र सार ।

फोटो खिच । ओला बोक ।

मोजा लगाऊ । नोट जन ।

तालिकाबाट वाक्य बनाऊ ।

कोट	बनाऊ ।	→
गोला	बोक ।	→
डोको	लगाऊ ।	→

मूल्याङ्कन: _____ हस्ताक्षर: _____

KIDSPRASHN LKG/Nepali / 3rd Term
कार्य - १५
Final Term

मिति: _____

जोडेर लेख ।

क + ौ =	त्र + ौ =
ख + ौ =	ट + ौ =
ग + ौ =	ठ + ौ =
घ + ौ =	ड + ौ =
ङ + ौ =	ढ + ौ =
च + ौ =	ण + ौ =
छ + ौ =	त + ौ =
ज + ौ =	थ + ौ =
झ + ौ =	द + ौ =

मूल्याङ्कन: _____ हस्ताक्षर: _____

मिति: _____

3rd Term / Nepali/LKG
Final Term / Final Term
कार्य - १६

जोडेर लेख ।

घ + ौ =	ल + ौ =
न + ौ =	व + ौ =
प + ौ =	श + ौ =
फ + ौ =	ष + ौ =
ब + ौ =	स + ौ =
भ + ौ =	ह + ौ =
म + ौ =	क्ष + ौ =
य + ौ =	त्र + ौ =
र + ौ =	ज्ञ + ौ =

मूल्याङ्कन: _____ हस्ताक्षर: _____

KIDSPRASHN LKG/Nepali / 3rd Term
कार्य - १७
Final Term

मिति: _____

"क" देखि "ज्ञ" सम्म औकार (ौ) मात्रा लगाएर लेख ।

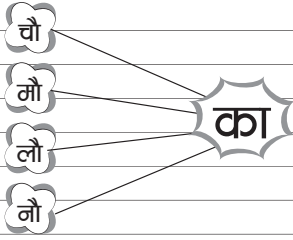
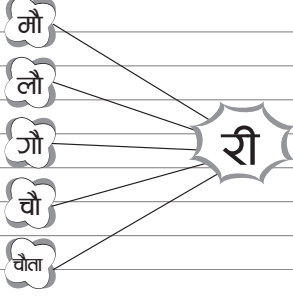
_____	_____	_____	_____	_____
_____	_____	_____	_____	_____
_____	_____	_____	_____	_____
_____	_____	_____	_____	_____
_____	_____	_____	_____	_____
_____	_____	_____	_____	_____
_____	_____	_____	_____	_____
_____	_____	_____	_____	_____
_____	_____	_____	_____	_____
_____	_____	_____	_____	_____

मूल्याङ्कन: _____ हस्ताक्षर: _____

मिति: _____

3rd Term / Nepali/LKG
Final Term / Final Term
कार्य - १८

शब्द बनाऊ ।



मूल्याङ्कन: _____ हस्ताक्षर: _____

KIDS SPANISH LKG/Nepali/3rd Term
कार्य - १९ / Final Term

मिति: _____


चित्र हेर, पढ र सार ।



लौका



लौरी



मौरी



औषधी



चौतारी



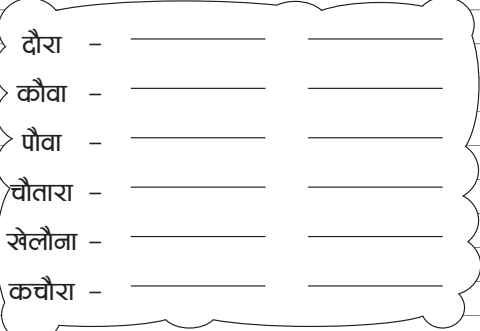
कचौरा

मूल्याङ्कन: _____ हस्ताक्षर: _____

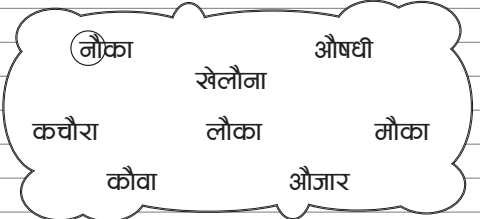
मिति: _____

3rd Term / Nepali/LKG
Final Term / Final Term
कार्य - १०

पढ र सार ।



औकार (ौ) मात्रा लागेका अक्षरहरूमा जोलो घेरा लगाऊ ।

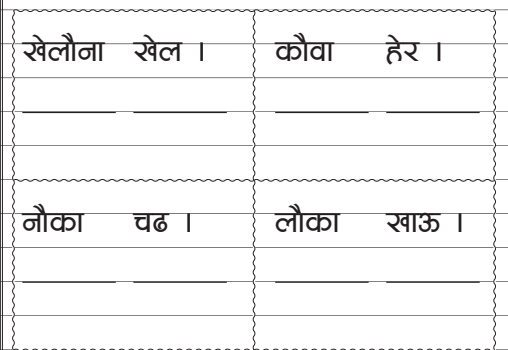


मूल्याङ्कन: _____ हस्ताक्षर: _____

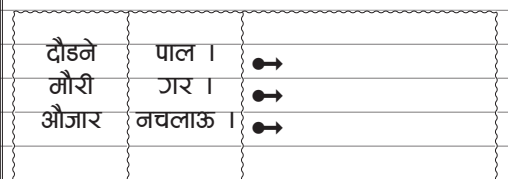
KIDS SPANISH LKG/Nepali/3rd Term
कार्य - ११ / Final Term

मिति: _____

वाक्य पढ र सार ।



तालिकाबाट वाक्य बनाऊ ।



मूल्याङ्कन: _____ हस्ताक्षर: _____

मिति: _____

3rd Term / Nepali/LKG
Final Term / कार्य - ३६

वाक्य पढ र सार ।

कंश	मन ।	सिंह	हेर ।
हंस	पाल ।	संयुक्त	मन ।


हंश	हेर ।	↔
संसार	पाल ।	↔
कंश	मन ।	↔

मूल्याङ्कन: _____ हस्ताक्षर: _____

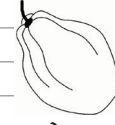
KIDS Nepali LKG/Nepali / 3rd Term
कार्य - ३७ Final Term

मिति: _____

चित्र हेर, पढ र सार ।



केरा



मेवा



आँप



कटहर



अनार



आरु

मूल्याङ्कन: _____ हस्ताक्षर: _____

मिति: _____

3rd Term / Nepali/LKG
Final Term / कार्य - ३८

चित्रको नाम लेख ।



कुनै ६ वटा फलफूलका नाम लेख ।

१.	४.
२.	५.
३.	६.

मूल्याङ्कन: _____ हस्ताक्षर: _____

KIDS Nepali LKG/Nepali / 3rd Term
कार्य - ३९ Final Term

मिति: _____

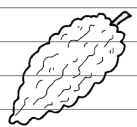
तरकारीका चित्र हेर, पढ र सार ।




साग



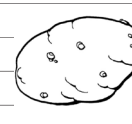
काउली



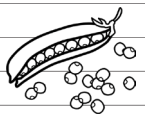
करेला



फर्सी



आलु



केराउ

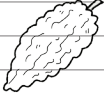
मूल्याङ्कन: _____ हस्ताक्षर: _____

Sample Copies - 44

मिति: _____

3rd Term / Nepali/LKG
Final Term / कार्य - ४०

चित्रको नाम लेख ।



कुनै ६ वटा तरकारीका नाम लेख ।


१. _____	४. _____
२. _____	५. _____
३. _____	६. _____

मूल्याङ्कन: _____ हस्ताक्षर: _____

KIDS Nepali LKG/Nepali / 3rd Term
कार्य - ४१ / Final Term

मिति: _____


चित्र हेर, पढ र सार ।



बाघ

मालु

जिराफ



जरायो

चितुवा


सिंह

मूल्याङ्कन: _____ हस्ताक्षर: _____

मिति: _____

3rd Term / Nepali/LKG
Final Term / कार्य - ४२

चित्रको नाम लेख ।



कुनै ६ वटा जङ्गली जनावरका नाम लेख ।

१. _____	४. _____
२. _____	५. _____
३. _____	६. _____

मूल्याङ्कन: _____ हस्ताक्षर: _____

KIDS Nepali LKG/Nepali / 3rd Term
कार्य - ४३ / Final Term

मिति: _____

चित्र हेर, पढ र सार ।



कुकुर

बिरालो

मेडा



गाई

खसी


चौरी

मूल्याङ्कन: _____ हस्ताक्षर: _____

मिति: _____

3rd Term / Nepali/LKG
Final Term / कार्य - ४४

चित्रको नाम लेख ।



कुनै ६ वटा घरपालुवा जनावरका नाम लेख ।

१. _____

४. _____

२. _____

५. _____

३. _____

६. _____

मूल्याङ्कन: _____ हस्ताक्षर: _____

KIDS Nepali LKG/Nepali / 3rd Term
कार्य - ४५ Final Term

मिति: _____

गोलोमा नामअनुसारको रङ भर र सार ।



रातो

नीलो

हरियो



कालो

पहेँलो

गुलाफी

मूल्याङ्कन: _____ हस्ताक्षर: _____

मिति: _____

3rd Term / Nepali/LKG
Final Term / कार्य - ४६

पढ र लेख ।

आइतबार - _____
सोमबार - _____
मङ्गलबार - _____
बुधबार - _____
बिहिबार - _____
शुक्रबार - _____
शनिबार - _____

मूल्याङ्कन: _____ हस्ताक्षर: _____

KIDS Nepali LKG/Nepali / 3rd Term
कार्य - ४७ Final Term

मिति: _____

तल दिइएका बारहरूलाई क्रम मिलाएर लेख ।

शनिबार
सोमबार
बिहिबार
आइतबार
मङ्गलबार
बुधबार
शुक्रबार

१. _____

४. _____

२. _____

५. _____

३. _____

६. _____

७. _____

मूल्याङ्कन: _____ हस्ताक्षर: _____

Name:

Class:

Subject:

School Name:

Topics for Third Term/Final Term




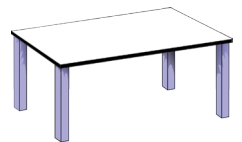


- Living/Non-living things
- Trees
- Parts of plant
- Flowers
- Fruits
- Vegetables
- Domestic animals
- Wild animals
- Water animals
- Insects
- Birds
- Seasons
- Weathers
- Clothes
- Food names
- Colour
- Revision



Task - 1

Date: _____

Look at the pictures and write 'L' for living things and 'N' for non-living things.



Impression: _____ Sign: _____

Date: _____

Task - 2

Write the name of 5 living and 5 non living things and draw the picture as you like.

1.	1.
2.	2.
3.	3.
4.	4.
5.	5.


Impression: _____ Sign: _____




Task - 3

Date: _____


Look, read and write.



apple tree



mango tree



coconut tree



banana tree



pine tree



sal tree

Impression: _____ Sign: _____

Date: _____

Write name of the given trees.













Write the name of any six trees.

<input type="text"/>	<input type="text"/>	<input type="text"/>
<input type="text"/>	<input type="text"/>	<input type="text"/>

Impression: _____ Sign: _____

Date: _____

Look, read and write.



root



stem



leaf



flower



fruit



bud

Impression: _____ Sign: _____

Date: _____

Match the following and write.

stem



leaf



root



flower



bud



fruit



Impression: _____ Sign: _____

Date: _____

Write the name of any six parts of a plant.

<input type="text"/>	<input type="text"/>	<input type="text"/>
<input type="text"/>	<input type="text"/>	<input type="text"/>

Draw a plant and label the parts.

Impression: _____ Sign: _____

Look, read and write.



lily



tulip



rose



dahlia



lotus



marigold

Impression: _____ Sign: _____

Match the following and write.

sunflower



pansy



lily



tulip



hibiscus



rose



Impression: _____ Sign: _____

Look at these flowers and write their names in the box.

	R	S						
	L			Y				
	P	N		Y				
	S	N	F		O		E	
		R		G			D	
	H	B			C	U		
		O			S			

Write the name of any six flowers.

Impression: _____ Sign: _____

Look, read and write.







	apple	
	orange	
	banana	
	grapes	
	papaya	
	pineapple	

Impression: _____ Sign: _____

Sample Copies - 52

Date: _____
 3rd Term / Social/LKG
 Final Term / KIDS Publications
 Task - 12

Match the pictures with their names and write.

coconut		<input type="text"/> <input type="text"/>
strawberry		<input type="text"/> <input type="text"/>
pineapple		<input type="text"/> <input type="text"/>
mango		<input type="text"/> <input type="text"/>
pear		<input type="text"/> <input type="text"/>
orange		<input type="text"/> <input type="text"/>





Impression: _____ Sign: _____

Date: _____
 3rd Term / Social/LKG
 Final Term / KIDS Publications
 Task - 13

Read and write.

mango	-	<input type="text"/> <input type="text"/>
plum	-	<input type="text"/> <input type="text"/>
guava	-	<input type="text"/> <input type="text"/>
pear	-	<input type="text"/> <input type="text"/>
strawberry	-	<input type="text"/> <input type="text"/>
pineapple	-	<input type="text"/> <input type="text"/>







Re-arrange the letters and write the correct name.

	A L E P P		A R G P E S
	N A B A A N		P R A E

Impression: _____ Sign: _____

Date: _____
 3rd Term / Social/LKG
 Final Term / KIDS Publications
 Task - 14

Name the pictures.

	<input type="text"/> <input type="text"/>		<input type="text"/> <input type="text"/>
	<input type="text"/> <input type="text"/>		<input type="text"/> <input type="text"/>
	<input type="text"/> <input type="text"/>		<input type="text"/> <input type="text"/>



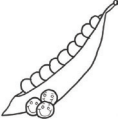



Write the name of any six fruits.

<input type="text"/>	<input type="text"/>	<input type="text"/>
<input type="text"/>	<input type="text"/>	<input type="text"/>

Impression: _____ Sign: _____

Date: _____
 3rd Term / Social/LKG
 Final Term / KIDS Publications
 Task - 15

Look, read and write.

		
potato	tomato	peas
<input type="text"/> <input type="text"/>	<input type="text"/> <input type="text"/>	<input type="text"/> <input type="text"/>
		
carrot	turnip	brinjal
<input type="text"/> <input type="text"/>	<input type="text"/> <input type="text"/>	<input type="text"/> <input type="text"/>

Impression: _____ Sign: _____

Date: _____
 3rd Term / Social/LKG
 Final Term / KIDS Publications
 Task - 16

Read and write.

- cabbage - _____
- onion - _____
- radish - _____
- cauliflower - _____
- spinach - _____
- beans - _____

Circle the odd one.

brinjal	beans	peas	apple
mango	onion	potato	turnip
carrot	apple	radish	peas

Impression: _____ Sign: _____

Date: _____
 KIDS Publications LKG/Social / 3rd Term
 Final Term
 Task - 17

Match the following and write.

- onion  _____
- radish  _____
- cabbage  _____
- cauliflower  _____
- pumpkin  _____
- beans  _____

Impression: _____ Sign: _____

Date: _____
 3rd Term / Social/LKG
 Final Term / KIDS Publications
 Task - 18

Solve the puzzle.







Write the name of any 6 vegetables.

_____	_____	_____
_____	_____	_____

Impression: _____ Sign: _____

Date: _____
 KIDS Publications LKG/Social / 3rd Term
 Final Term
 Task - 19

Look, read and write.

-  cat _____
-  dog _____
-  sheep _____
-  cow _____
-  camel _____
-  pig _____

_____	_____	_____
_____	_____	_____

Impression: _____ Sign: _____

Sample Copies - 54

Date: _____

3rd Term / Social/LKG
Final Term / KIDS Publications
Task - 20

Match and write.

goat



rabbit



buffalo



dog



cow



camel



Impression: _____ Sign: _____


KIDS Publications LKG/Social / 3rd Term
Final Term / Task - 21

Date: _____

Fill in the blanks.



c _ t



g _ a t



_ o r _ e



_ _ g



r a _ _ i t



s _ _ _ p

Write the name of any 6 domestic animals.

<input type="text"/>	<input type="text"/>	<input type="text"/>
<input type="text"/>	<input type="text"/>	<input type="text"/>

Impression: _____ Sign: _____

Date: _____

3rd Term / Social/LKG
Final Term / KIDS Publications
Task - 22

Look, read and write.



bear



tiger




lion



zebra



monkey









giraffe

Impression: _____ Sign: _____

KIDS Publications LKG/Social / 3rd Term
Final Term / Task - 23

Date: _____

Who am I ?

	<input type="text"/>		<input type="text"/>
	<input type="text"/>		<input type="text"/>
	<input type="text"/>		<input type="text"/>

Write the name of any six wild animals.

<input type="text"/>	<input type="text"/>	<input type="text"/>
<input type="text"/>	<input type="text"/>	<input type="text"/>

Impression: _____ Sign: _____

Date: _____
 3rd Term / Social/LKG 
 Final Term / Task - 24

Look, read and write.



fish whale jellyfish


<input type="text"/>	<input type="text"/>	<input type="text"/>
<input type="text"/>	<input type="text"/>	<input type="text"/>









octopus starfish crab

<input type="text"/>	<input type="text"/>	<input type="text"/>
<input type="text"/>	<input type="text"/>	<input type="text"/>

Impression: _____ Sign: _____

 LKG/Social / 3rd Term
 Final Term / Task - 25
 Date: _____


Who am I ?

	<input type="text"/>		<input type="text"/>
	<input type="text"/>		<input type="text"/>
	<input type="text"/>		<input type="text"/>

Write the name of any six water animals.

<input type="text"/>	<input type="text"/>	<input type="text"/>
<input type="text"/>	<input type="text"/>	<input type="text"/>

Impression: _____ Sign: _____

Date: _____
 3rd Term / Social/LKG 
 Final Term / Task - 26

Look, read and write.



ant ladybug bee


<input type="text"/>	<input type="text"/>	<input type="text"/>
<input type="text"/>	<input type="text"/>	<input type="text"/>









butterfly cockroach housefly

<input type="text"/>	<input type="text"/>	<input type="text"/>
<input type="text"/>	<input type="text"/>	<input type="text"/>

Impression: _____ Sign: _____

 LKG/Social / 3rd Term
 Final Term / Task - 27
 Date: _____

Match and write.

butterfly		<input type="text"/>
bee		<input type="text"/>
housefly		<input type="text"/>
cockroach		<input type="text"/>
mosquito		<input type="text"/>
ant		<input type="text"/>

Impression: _____ Sign: _____

Sample Copies - 56

Date: _____

3rd Term / Social/LKG
Final Term / KIDS Publications
Task - 28

Look, read and write.



hen



owl



pigeon



parrot



eagle



crow

Impression: _____ Sign: _____

3rd Term / Social/LKG
Final Term / KIDS Publications
Task - 29

Date: _____

Write the name of the pictures.













Write the name of any six birds..

Impression: _____ Sign: _____

Date: _____

3rd Term / Social/LKG
Final Term / KIDS Publications
Task - 30

Read and write.

Spring -

Summer -

Autumn -

Winter -

Write the name of 4 seasons.

1.

 3.

2.


 4.

Impression: _____ Sign: _____

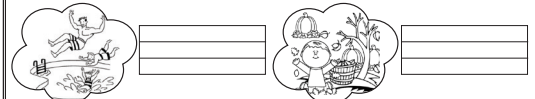

3rd Term / Social/LKG
Final Term / KIDS Publications
Task - 31

Date: _____

Complete the puzzle.







Name the given pictures.







Impression: _____ Sign: _____

Date: _____

Look, read and write.

	sunny	<input type="text"/>	<input type="text"/>
	rainy	<input type="text"/>	<input type="text"/>
	cloudy	<input type="text"/>	<input type="text"/>
	windy	<input type="text"/>	<input type="text"/>





Match and write.

windy		<input type="text"/>
cloudy		<input type="text"/>
rainy		<input type="text"/>
sunny		<input type="text"/>

Impression: _____ Sign: _____

Date: _____

Name the pictures.

	<input type="text"/>		<input type="text"/>
	<input type="text"/>		<input type="text"/>







Write the name of 4 weathers.

1.	<input type="text"/>	3.	<input type="text"/>
2.	<input type="text"/>	4.	<input type="text"/>

Impression: _____ Sign: _____

Date: _____







Look, read and write.

		
t-shirt	jacket	sweater
<input type="text"/>	<input type="text"/>	<input type="text"/>
<input type="text"/>	<input type="text"/>	<input type="text"/>
		
skirt	frock	pants
<input type="text"/>	<input type="text"/>	<input type="text"/>
<input type="text"/>	<input type="text"/>	<input type="text"/>

Impression: _____ Sign: _____

Date: _____

Match and write.


coat		<input type="text"/>
pants		<input type="text"/>
t-shirt		<input type="text"/>
sweater		<input type="text"/>
frock		<input type="text"/>
skirt		<input type="text"/>

Impression: _____ Sign: _____

Sample Copies - 58

Date: _____

Name the pictures.



Write the name of any five clothes that you wear.

1. _____	4. _____
2. _____	5. _____
3. _____	6. _____

Impression: _____ Sign: _____

Date: _____

Look, read and write.



_____	_____	_____
_____	_____	_____




_____	_____	_____
_____	_____	_____

Impression: _____ Sign: _____

Date: _____

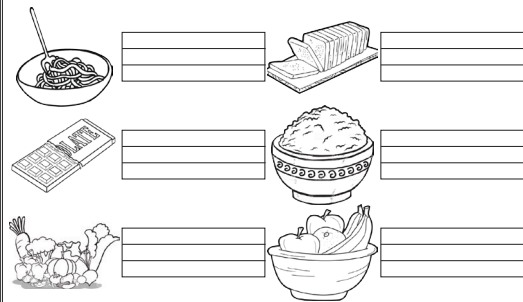
Match and write.



Impression: _____ Sign: _____

Date: _____

Name the pictures.









Complete the table.

	Food I like	Food I don't like
1.	_____	1. _____
2.	_____	2. _____
3.	_____	3. _____
4.	_____	4. _____

Impression: _____ Sign: _____

Date: _____







Read and colour the circle according to their names and copy down.

		
red	blue	yellow
<input type="text"/> <input type="text"/> <input type="text"/>	<input type="text"/> <input type="text"/> <input type="text"/>	<input type="text"/> <input type="text"/> <input type="text"/>
		
green	purple	pink
<input type="text"/> <input type="text"/> <input type="text"/>	<input type="text"/> <input type="text"/> <input type="text"/>	<input type="text"/> <input type="text"/> <input type="text"/>

Impression: _____ Sign: _____

Date: _____







Colour the pictures and complete the table.

Pictures	Objects name	Colour name
	banana	yellow
	<input type="text"/>	<input type="text"/>
	<input type="text"/>	<input type="text"/>
	<input type="text"/>	<input type="text"/>
	<input type="text"/>	<input type="text"/>
	<input type="text"/>	<input type="text"/>

Impression: _____ Sign: _____

Date: _____

Name the body parts.

	<input type="text"/> <input type="text"/>		<input type="text"/> <input type="text"/>
	<input type="text"/> <input type="text"/>		<input type="text"/> <input type="text"/>
	<input type="text"/> <input type="text"/>		<input type="text"/> <input type="text"/>

Draw the picture of given emotions.

happy	sad
angry	crying







Impression: _____ Sign: _____

Date: _____

Match the following.

book	living room
stove	bed room
sofa	play ground
towel	class room
bed	kitchen
sea saw	bathroom

Write 'Good' for good habits and 'bad' for bad habits.

		
<input type="text"/> <input type="text"/>	<input type="text"/> <input type="text"/>	<input type="text"/> <input type="text"/>
		
<input type="text"/> <input type="text"/>	<input type="text"/> <input type="text"/>	<input type="text"/> <input type="text"/>

Impression: _____ Sign: _____


Sample Copies - 60

Date: _____

Write the name.

Wild animal	Domestic animal	Water animal
1. _____	1. _____	1. _____
2. _____	2. _____	2. _____
3. _____	3. _____	3. _____
4. _____	4. _____	4. _____
5. _____	5. _____	5. _____

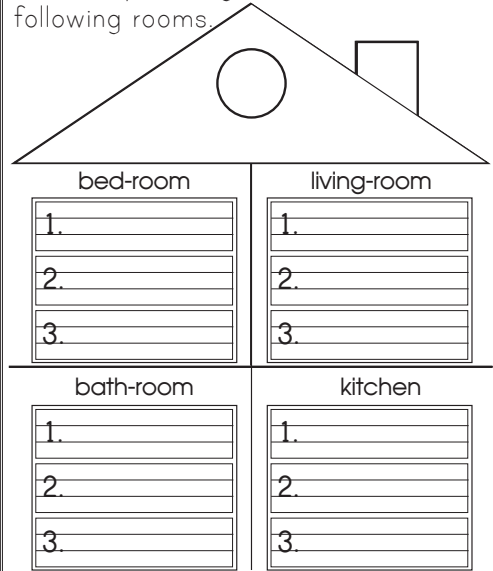
Name the given pictures.



Impression: _____ Sign: _____

Date: _____

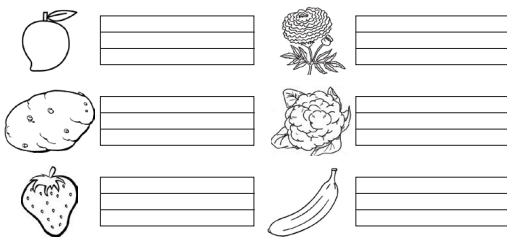
Write any 3 things that we find in the following rooms.



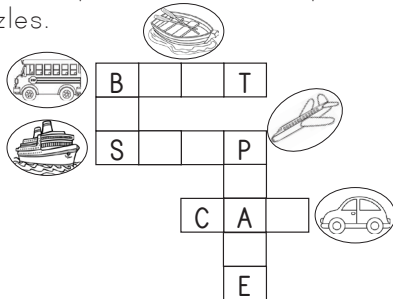
Impression: _____ Sign: _____

Date: _____

Name the given pictures.




Look the pictures and complete the puzzles.



Impression: _____ Sign: _____

Date: _____

Draw a plant and label the parts.



Complete the sentences.

- i) My name is _____
- ii) I am _____ years old.
- iii) _____
- iv) I live in _____
- v) My school's name is _____
- vi) My father's name is _____
- My mother's name is _____

Impression: _____ Sign: _____