

## Contents

## Page

● Revision and writing of English alphabets and identifying vowel letters.	1-2
● Rhyming words writing practice (having 'a' in the mid)	3-5
● Rhyming words writing practice (having 'e' in the mid)	6-7
● Rhyming words writing practice (having 'i' in the mid)	8-9
● Rhyming words writing practice (having 'o' in the mid)	10-11
● Rhyming words writing practice (having 'u' in the mid)	12-13
● Mix practice of rhyming words/pictures	14-15
● Phrase practice with rhyming words	16
● Writing of rhyming words/patterns	17
● Words writing and picture identifying practice (beginning from all alphabets)	18-28
● Uses of 'a/an' with picture clues or words clues	29-31
● Mix practice of rhyming words	32
● 'It is...' structure practice	33-34
● 'This is/That is...' structure practice	36-37
● 'Yes, it is/'No, it is not' structure practice	38-41
● Singular or plural nouns (identifying and writing practice with/without picture clues)	43-47



Task- 1

Date: .....

Write the letters from 'Aa' to 'Zz' and  
circle the vowel letters only.

Handwriting practice area with a large rounded rectangle containing five sets of horizontal lines (top solid, middle dashed, bottom solid) for writing the alphabet.

Impression: \_\_\_\_\_ Sign: \_\_\_\_\_

Date: .....

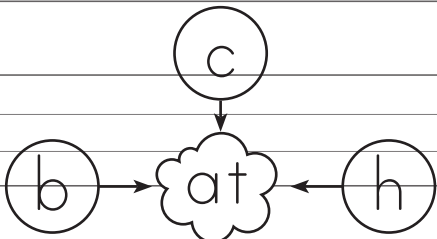
Task-2

Find and write the vowels.

ant	<input type="checkbox"/>	orange	<input type="checkbox"/>	<input type="checkbox"/>	<input type="checkbox"/>
owl	<input type="checkbox"/>	igloo	<input type="checkbox"/>	<input type="checkbox"/>	<input type="checkbox"/>
bat	<input type="checkbox"/>	elephant	<input type="checkbox"/>	<input type="checkbox"/>	<input type="checkbox"/>
go	<input type="checkbox"/>	window	<input type="checkbox"/>	<input type="checkbox"/>	
actor	<input type="checkbox"/>	apple	<input type="checkbox"/>	<input type="checkbox"/>	
fruit	<input type="checkbox"/>	aeroplane	<input type="checkbox"/>	<input type="checkbox"/>	<input type="checkbox"/>
nest	<input type="checkbox"/>	ostrich	<input type="checkbox"/>	<input type="checkbox"/>	

Impression: \_\_\_\_\_ Sign: \_\_\_\_\_

Make rhyming words from  
the given patterns.



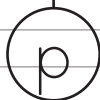
\_\_\_\_\_



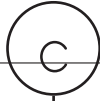
\_\_\_\_\_



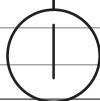
\_\_\_\_\_



\_\_\_\_\_



\_\_\_\_\_



\_\_\_\_\_

Date: .....

Task- 4

Read and write.

mat - \_\_\_\_\_

hat - \_\_\_\_\_

rat - \_\_\_\_\_

cap - \_\_\_\_\_


map - \_\_\_\_\_

van - \_\_\_\_\_

pan - \_\_\_\_\_

Impression: \_\_\_\_\_ Sign: \_\_\_\_\_

Name the pictures.



\_\_\_\_\_



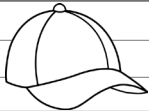
\_\_\_\_\_



\_\_\_\_\_



\_\_\_\_\_



\_\_\_\_\_



\_\_\_\_\_

Write any ten words having "a".

1. \_\_\_\_\_

6. \_\_\_\_\_

2. \_\_\_\_\_

7. \_\_\_\_\_

3. \_\_\_\_\_

8. \_\_\_\_\_

4. \_\_\_\_\_

9. \_\_\_\_\_

5. \_\_\_\_\_

10. \_\_\_\_\_


# Sample Copies - 7

Date: .....  
 1<sup>st</sup> Term/English/UKG   
 Task-6







Read and write.

hen - _____
den - _____
pen - _____
net - _____
bed - _____
red - _____
leg - _____

Impression: \_\_\_\_\_ Sign: \_\_\_\_\_

Date: .....  
 UKG/English/1<sup>st</sup> Term  
 Task-7


Name the pictures.

 d _ n	 _ e _
 _ e _	 _ _ g
 n _ t	 p _ n

Write any ten words having "e".

1. _____	6. _____
2. _____	7. _____
3. _____	8. _____
4. _____	9. _____
5. _____	10. _____


Impression: \_\_\_\_\_ Sign: \_\_\_\_\_

Date: .....  
 1<sup>st</sup> Term/English/UKG   
 Task-8






Read and write.

tin - _____
bin - _____
pig - _____
lip - _____
zip - _____
kid - _____
sit - _____

Impression: \_\_\_\_\_ Sign: \_\_\_\_\_

Date: .....  
 UKG/English/1<sup>st</sup> Term  
 Task-9

Match and write.

pin _____	
lip _____	
zip _____	
bib _____	
bin _____	

Write any ten words having "i".

1. _____	5. _____	9. _____
2. _____	6. _____	10. _____
3. _____	7. _____	
4. _____	8. _____	

Impression: \_\_\_\_\_ Sign: \_\_\_\_\_


# Sample Copies - 8

Date: .....  
1<sup>st</sup> Term/English/UKG   
Task- 10

Read and write.

dot - \_\_\_\_\_  
cot - \_\_\_\_\_  
fox - \_\_\_\_\_  
box - \_\_\_\_\_  
log - \_\_\_\_\_  
dog - \_\_\_\_\_  
hot - \_\_\_\_\_

Impression: \_\_\_\_\_ Sign: \_\_\_\_\_

 UKG/English/1<sup>st</sup> Term  
Task- 11 Date: .....

Name the pictures.



Write any ten words having "o".

- 1. \_\_\_\_\_ 6. \_\_\_\_\_
- 2. \_\_\_\_\_ 7. \_\_\_\_\_
- 3. \_\_\_\_\_ 8. \_\_\_\_\_
- 4. \_\_\_\_\_ 9. \_\_\_\_\_
- 5. \_\_\_\_\_ 10. \_\_\_\_\_


Impression: \_\_\_\_\_ Sign: \_\_\_\_\_

Date: .....  
1<sup>st</sup> Term/English/UKG   
Task- 12


Read and write.

sun - \_\_\_\_\_  
bun - \_\_\_\_\_  
hut - \_\_\_\_\_  
nut - \_\_\_\_\_  
cub - \_\_\_\_\_  
tub - \_\_\_\_\_  
jug - \_\_\_\_\_

Impression: \_\_\_\_\_ Sign: \_\_\_\_\_

 UKG/English/1<sup>st</sup> Term  
Task- 13 Date: .....

Name the pictures.



Write any ten words having "u".

- 1. \_\_\_\_\_ 6. \_\_\_\_\_
- 2. \_\_\_\_\_ 7. \_\_\_\_\_
- 3. \_\_\_\_\_ 8. \_\_\_\_\_
- 4. \_\_\_\_\_ 9. \_\_\_\_\_
- 5. \_\_\_\_\_ 10. \_\_\_\_\_

Impression: \_\_\_\_\_ Sign: \_\_\_\_\_

# Sample Copies - 9

1<sup>st</sup> Term/English/UKG Task- 14

Look at the pictures and match the rhyming names.



Impression: \_\_\_\_\_ Sign: \_\_\_\_\_

UKG/English/1<sup>st</sup> Term Task- 15

Read the words and circle the odd one.

- |    |     |     |     |     |
|----|-----|-----|-----|-----|
| 1. | cap | tap | map | bat |
| 2. | bat | lap | hat | mat |
| 3. | pen | den | bed | men |
| 4. | bin | pin | cot | tin |
| 5. | dot | pot | lot | jug |
| 6. | box | fox | ox  | hot |
| 7. | nut | pot | cut | hut |

Impression: \_\_\_\_\_ Sign: \_\_\_\_\_

1<sup>st</sup> Term/English/UKG Task- 16

Fill in the blanks with the rhyming words.

	a bug in a _____
	a _____ on a _____
	a cap and a _____
	a _____ in a _____
	a dog on a _____

Impression: \_\_\_\_\_ Sign: \_\_\_\_\_

UKG/English/1<sup>st</sup> Term Task- 17

Write the words that rhyme with the given words.

bat	_____
den	_____
tin	_____
bun	_____

Write the words from the given patterns.

_at	_____
_an	_____
_ot	_____
_ug	_____

Impression: \_\_\_\_\_ Sign: \_\_\_\_\_


# Sample Copies - 10

Date: .....  
 1<sup>st</sup> Term/English/UKG   
 Task- 18

Read and write.

<b>a</b>	arm    apron    ant    apple
<b>b</b>	boat    balloon    bed    ball
<b>c</b>	cat    candle    cake    coat

Impression: \_\_\_\_\_ Sign: \_\_\_\_\_

Date: .....  
 UKG/English/1<sup>st</sup> Term   
 Task- 19








Read and write.

<b>d</b>	dog    dress    doctor    dance
<b>e</b>	ear    eye    emu    eagle
<b>f</b>	fan    fox    fish    frock
<b>g</b>	gun    girl    grass    goat

Impression: \_\_\_\_\_ Sign: \_\_\_\_\_

Date: .....  
 1<sup>st</sup> Term/English/UKG   
 Task- 20

Match the pictures with names.

	candle
	duck
	apple
	door
	elephant
	banana
	cow

Impression: \_\_\_\_\_ Sign: \_\_\_\_\_

Date: .....  
 UKG/English/1<sup>st</sup> Term   
 Task- 21

Read and write.

<b>h</b>	hen    hat    home    horse
<b>i</b>	iron    insect    igloo    ink
<b>j</b>	jam    jar    joker    jelly
<b>k</b>	kid    key    kite    knife

Impression: \_\_\_\_\_ Sign: \_\_\_\_\_


# Sample Copies - 11

Date: .....  
 1<sup>st</sup> Term/English/UKG   
 Task-22

Complete the names of pictures.







h \_ r \_ \_ \_ f \_ g \_ \_ o \_ k \_ \_




g \_ \_ \_ g \_ r \_ p \_ s \_ \_ f \_ l \_ g \_ \_

Look at the pictures and circle the correct words.

	ice cream		goat
	igloo		grapes
	iron		grass
	frog		jug
	fan		jacket
	flag		jeep

Impression: \_\_\_\_\_ Sign: \_\_\_\_\_

Date: .....  
 UKG/English/1<sup>st</sup> Term   
 Task-23

Read and write.

l	lid	lamp	leg	leaf
	_____	_____	_____	_____
m	mat	man	monkey	mouse
	_____	_____	_____	_____
n	net	nest	nose	nurse
	_____	_____	_____	_____
o	owl	oil	oven	onion
	_____	_____	_____	_____


Impression: \_\_\_\_\_ Sign: \_\_\_\_\_

Date: .....  
 1<sup>st</sup> Term/English/UKG   
 Task-24





Read and write.

p	pen	pot	parrot	plate
	_____	_____	_____	_____
q	quill	quiz	quilt	queen
	_____	_____	_____	_____
r	red	rose	ring	river
	_____	_____	_____	_____
s	shoe	seed	sun	spoon
	_____	_____	_____	_____

Impression: \_\_\_\_\_ Sign: \_\_\_\_\_

Date: .....  
 UKG/English/1<sup>st</sup> Term   
 Task-25

Look at the pictures and circle the correct words.

	pot		shoes
	pencil		sun
	pig		sheep
	rat		queen
	rose		quilt
	rabbit		quill

Make words from the given letters.

(p)	_____	(q)	_____
(r)	_____	(s)	_____

Impression: \_\_\_\_\_ Sign: \_\_\_\_\_

# Sample Copies - 12

Date: .....  
 1<sup>st</sup> Term/English/UKG   
 Task- 26

Read and write.

<b>t</b>	tree    tie    train    towel
<b>u</b>	uncle    umbrella    urn    up
<b>v</b>	van    vase    vest    violin
<b>w</b>	wool    white    whale    water

Impression: \_\_\_\_\_ Sign: \_\_\_\_\_

Date: .....  
 UKG/English/1<sup>st</sup> Term   
 Task- 27







Read and write.

<b>x</b>	x-ray    xylophone    x-mastree
<b>y</b>	yellow    yak    yolk    yacht
<b>z</b>	zip    zebra    zone    zoo

Impression: \_\_\_\_\_ Sign: \_\_\_\_\_

Date: .....  
 1<sup>st</sup> Term/English/UKG   
 Task- 28


Name the given pictures.

Draw the pictures of the following.





van	umbrella
tree	wool

Impression: \_\_\_\_\_ Sign: \_\_\_\_\_

Date: .....  
 UKG/English/1<sup>st</sup> Term   
 Task- 29

Look at the pictures and write

'a' or 'an'.

Impression: \_\_\_\_\_ Sign: \_\_\_\_\_

# Sample Copies - 13

Date: ..... 1<sup>st</sup> Term/English/UKG  Task-30








Date: ..... UKG/English/1<sup>st</sup> Term  Task-31

Write 'a' or 'an' before the nouns.

_____ bag	_____ aeroplane
_____ egg	_____ octopus
_____ owl	_____ pencil
_____ house	_____ eagle
_____ cap	_____ inkpot
_____ hat	_____ marker
_____ apple	_____ ice cream

Impression: \_\_\_\_\_ Sign: \_\_\_\_\_

Fill in the blanks using 'a' or 'an'.


	It is _____ fish.
	It is _____ orange.
	It is _____ cup.
	It is _____ egg.
	It is _____ octopus.
	It is _____ book.
	It is _____ inkpot.

Impression: \_\_\_\_\_ Sign: \_\_\_\_\_

Date: ..... 1<sup>st</sup> Term/English/UKG  Task-32

Date: ..... UKG/English/1<sup>st</sup> Term  Task-33

Make rhyming words.



Read and circle the odd one.

bat	hat	mat	bed
pen	sun	den	hen
call	dog	tall	ball
pig	big	dig	cup

Impression: \_\_\_\_\_ Sign: \_\_\_\_\_

Make sentences using the table.

It	is	a an	elephant. marker. octopus. umbrella. cupboard. ice cream.
----	----	---------	--

- 1.
- 2.
- 3.
- 4.
- 5.
- 6.

Impression: \_\_\_\_\_ Sign: \_\_\_\_\_

# Sample Copies - 14

1<sup>st</sup> Term/English/UKG Task-34

Date: .....

Make sentences using 'It is .....


Impression: \_\_\_\_\_ Sign: \_\_\_\_\_

UKG/English/1<sup>st</sup> Term Task-35

Date: .....

Look at the pictures and complete the puzzles.


Make words from given letters.

	_____		_____
	_____		_____

Impression: \_\_\_\_\_ Sign: \_\_\_\_\_

1<sup>st</sup> Term/English/UKG Task-36

Date: .....

Look at the pictures and make sentences using 'This is/That is..'


Impression: \_\_\_\_\_ Sign: \_\_\_\_\_

UKG/English/1<sup>st</sup> Term Task-37

Date: .....


Answer the questions.

	What is this ? → _____
	What is that ?
→	What is that ?
→	What is this ?

Impression: \_\_\_\_\_ Sign: \_\_\_\_\_

# Sample Copies - 15







Date: ..... 1<sup>st</sup> Term/English/UKG  Task- 38

Date: ..... UKG/English/1<sup>st</sup> Term  Task- 39








Answer the questions in

Answer the questions in 'No, it is not'.

'Yes, it is'.


	Is this an orange ? →
Is that a bat ? →	
Is that a book ? →	
	Is this a dog ? →
	Is this a bird ? →
Is that a car ? →	

Impression: \_\_\_\_\_ Sign: \_\_\_\_\_

	Is this a mat ? →
	Is this a cat ? →
Is that an apple ? →	
	Is this a glass ? →
Is that a cup ? →	
Is that a hat ? →	
	Is this a pen ? →







Impression: \_\_\_\_\_ Sign: \_\_\_\_\_

Date: ..... 1<sup>st</sup> Term/English/UKG  Task- 40







Date: ..... UKG/English/1<sup>st</sup> Term  Task- 41

Look at the pictures, and make questions to the answers.

Look at the pictures, and make questions to the answers.

	Is this a cup ? → Yes, it is.
	→ Yes, it is.
	→ Yes, it is.
	→ Yes, it is.
	→ Yes, it is.
	→ Yes, it is.

Impression: \_\_\_\_\_ Sign: \_\_\_\_\_







	Is this a mango ? → No, it is not.
	→ No, it is not.
	→ No, it is not.
	→ No, it is not.
	→ No, it is not.
	→ No, it is not.

Impression: \_\_\_\_\_ Sign: \_\_\_\_\_


# Sample Copies - 16

Date: ..... 1<sup>st</sup> Term/English/UKG  Task-42







Look at the pictures, and make questions to the answers.

	<input type="text"/>
→ Yes, it is.	
→ No, it is not.	
→ No, it is not.	
	<input type="text"/>
→ Yes, it is.	
→ No, it is not.	
	<input type="text"/>
→ Yes, it is.	

Impression: \_\_\_\_\_ Sign: \_\_\_\_\_

Date: ..... UKG/English/1<sup>st</sup> Term  Task-43


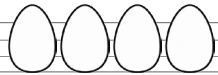




Look at the pictures and fill in the blanks.

	a cap		<input type="text"/>
	<input type="text"/>		<input type="text"/>
	<input type="text"/>		<input type="text"/>
	<input type="text"/>		<input type="text"/>
	<input type="text"/>		<input type="text"/>
	<input type="text"/>		<input type="text"/>


Impression: \_\_\_\_\_ Sign: \_\_\_\_\_

Date: ..... 1<sup>st</sup> Term/English/UKG  Task-44













Look at the pictures and fill in the blanks.

	three balls
	<input type="text"/>
	<input type="text"/>
	<input type="text"/>
	<input type="text"/>
	<input type="text"/>

Impression: \_\_\_\_\_ Sign: \_\_\_\_\_

Date: ..... UKG/English/1<sup>st</sup> Term  Task-45

Look at the pictures and fill in the blanks.

	a book		two apples
	<input type="text"/>		<input type="text"/>
	<input type="text"/>		<input type="text"/>
	<input type="text"/>		<input type="text"/>
	<input type="text"/>		<input type="text"/>
	<input type="text"/>		<input type="text"/>

Impression: \_\_\_\_\_ Sign: \_\_\_\_\_

# Sample Copies - 17

1<sup>st</sup> Term/English/UKG   
Task- 46

Date: .....

UKG/English/1<sup>st</sup> Term   
Task- 47

Date: .....

Make singular nouns into plural.

book - _____	boy - _____
pen - _____	bed - _____
tree - _____	car - _____
hen - _____	orange - _____
chair - _____	pencil - _____
ball - _____	mango - _____
girl - _____	book - _____

Impression: \_\_\_\_\_ Sign: \_\_\_\_\_

Make plural nouns into singular.

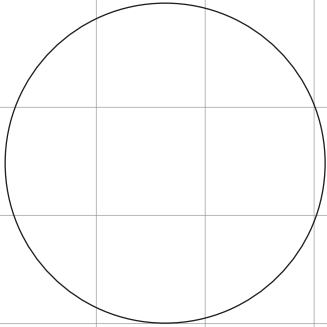
oranges - _____	tables - _____
apples - _____	classrooms - _____
tomatoes - _____	houses - _____
bags - _____	schools - _____
cars - _____	doors - _____
chairs - _____	windows - _____
pencils - _____	dusters - _____

Impression: \_\_\_\_\_ Sign: \_\_\_\_\_


<b>Contents</b>	<b>Page</b>
● Shapes (names and objects) identifying and writing practice	1-5
● Count and writing the numbers of objects	6-7
● Forward and backward counting practice	8-9
● Count read and write (number and number name) (11-20) (११-२०) (Roman and Devanagari number)	10-19
● Converting, writing and matching practice of Roman and Devanagari number	20-24
● Before, after and in between of numbers (1-10) (१-१०)	24-25
● Less or more object (identifying, comparing and writing practice)	26-28
● Bigger and smaller number (comparing and writing) (>, <, =)	29-31
● Increasing and decreasing order of numbers (1-20) and writing practice	32
● Bigger or smaller, longer or shorter, taller or shorter objects comparison	33-35
● Odd and even number (identifying and writing)	36-39
● Objects/sticks counting and addition	40-43
● Objects/sticks counting and subtraction	44-47



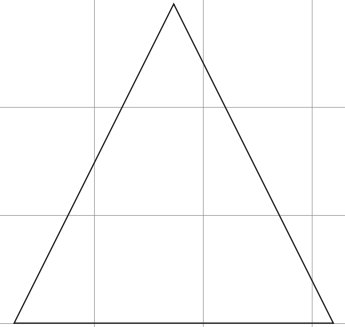
Look, read and write.



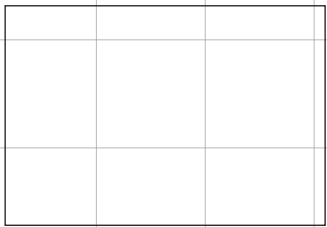
circle



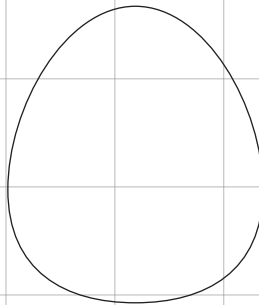
square



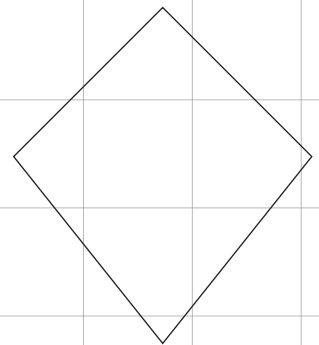
triangle



rectangle



oval



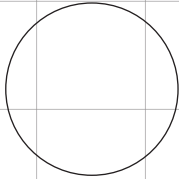
diamond

Impression: \_\_\_\_\_ Sign: \_\_\_\_\_

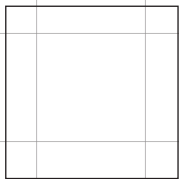
Date: .....

Task - 2

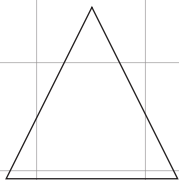
Match the shapes with their names.



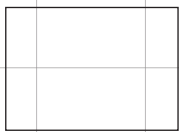
• rectangle



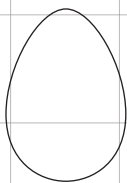
• triangle



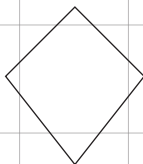
• circle



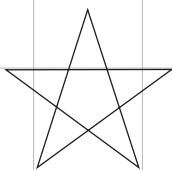
• square



• star



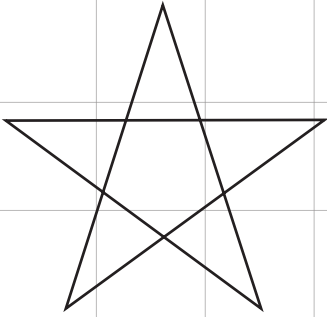
• oval




• diamond

Impression: \_\_\_\_\_ Sign: \_\_\_\_\_

Read and write.



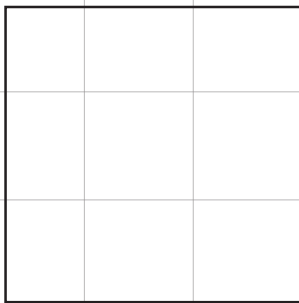
star



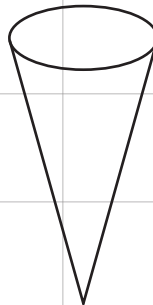
heart



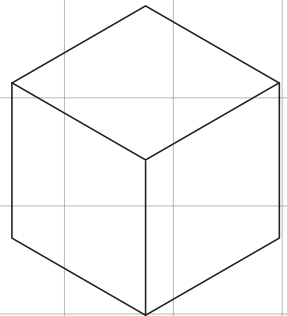
cylinder



square



cone



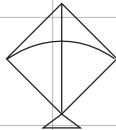
cube

Impression: \_\_\_\_\_ Sign: \_\_\_\_\_

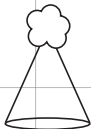
Date: .....

Task - 4


Match the objects with shapes and complete the shape's name.



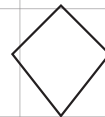
c \_ n \_



c \_ lin \_ \_ \_



h \_ a r t




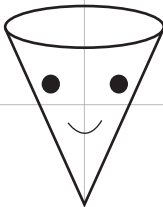


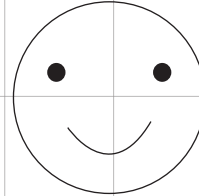
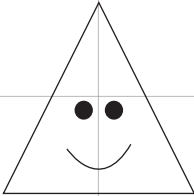
d i \_ \_ o n \_

Draw and colour.

Circular Object	square object
star object	rectangular object

Impression: \_\_\_\_\_ Sign: \_\_\_\_\_

Who am I ?



Draw and colour.

oval object

triangular object

cylinder object

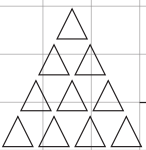
cone object

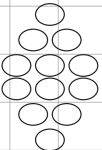
Impression: \_\_\_\_\_ Sign: \_\_\_\_\_

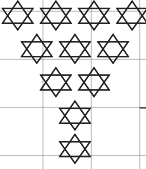
# Sample Copies - 24

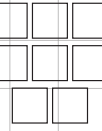
1<sup>st</sup> Term/Maths/UKG Task - 6  
Date: .....

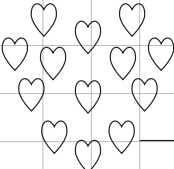
Count and write the numbers.

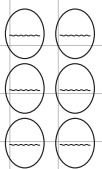











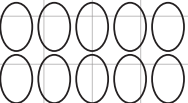



Impression: \_\_\_\_\_ Sign: \_\_\_\_\_

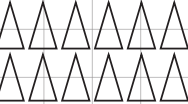
UKG/Maths/1<sup>st</sup> Term Task - 7  
Date: .....


Match and write.







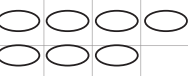














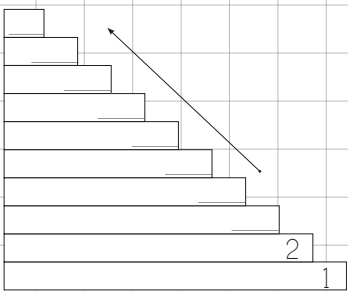




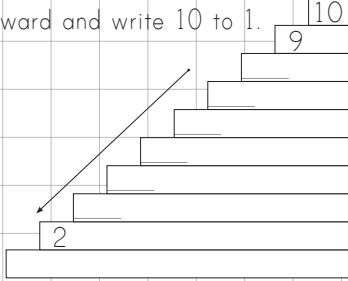
Impression: \_\_\_\_\_ Sign: \_\_\_\_\_

1<sup>st</sup> Term/Maths/UKG Task - 8  
Date: .....

Count forward and write 1 to 10.



Count backward and write 10 to 1.



Impression: \_\_\_\_\_ Sign: \_\_\_\_\_

UKG/Maths/1<sup>st</sup> Term Task - 9  
Date: .....

Count forward and write.

6	7	8	9
3	_____	_____	_____
8	_____	_____	_____
2	_____	_____	_____

Count backward and write.

7	6	5	4
9	_____	_____	_____
6	_____	_____	_____
10	_____	_____	_____

Impression: \_\_\_\_\_ Sign: \_\_\_\_\_

# Sample Copies - 25

Count, read and write.

	<table border="1" style="display: inline-table; border-collapse: collapse;"> <tr><td style="padding: 5px;">११</td><td style="padding: 5px;">11</td></tr> </table>	११	11	eleven
११	11			
	<table border="1" style="display: inline-table; border-collapse: collapse;"> <tr><td style="padding: 5px;">1</td></tr> </table> ten and <table border="1" style="display: inline-table; border-collapse: collapse;"> <tr><td style="padding: 5px;">1</td></tr> </table> unit	1	1	
1				
1				
	<table border="1" style="display: inline-table; border-collapse: collapse;"> <tr><td style="padding: 5px;">१२</td><td style="padding: 5px;">□</td></tr> </table>	१२	□	_____
१२	□			
	<table border="1" style="display: inline-table; border-collapse: collapse;"> <tr><td style="padding: 5px;">□</td></tr> </table> ten and <table border="1" style="display: inline-table; border-collapse: collapse;"> <tr><td style="padding: 5px;">□</td></tr> </table> unit	□	□	
□				
□				
	<table border="1" style="display: inline-table; border-collapse: collapse;"> <tr><td style="padding: 5px;">१३</td><td style="padding: 5px;">□</td></tr> </table>	१३	□	_____
१३	□			
	<table border="1" style="display: inline-table; border-collapse: collapse;"> <tr><td style="padding: 5px;">□</td></tr> </table> ten and <table border="1" style="display: inline-table; border-collapse: collapse;"> <tr><td style="padding: 5px;">□</td></tr> </table> unit	□	□	
□				
□				
	<table border="1" style="display: inline-table; border-collapse: collapse;"> <tr><td style="padding: 5px;">१४</td><td style="padding: 5px;">□</td></tr> </table>	१४	□	_____
१४	□			
	<table border="1" style="display: inline-table; border-collapse: collapse;"> <tr><td style="padding: 5px;">□</td></tr> </table> ten and <table border="1" style="display: inline-table; border-collapse: collapse;"> <tr><td style="padding: 5px;">□</td></tr> </table> unit	□	□	
□				
□				

Impression: \_\_\_\_\_ Sign: \_\_\_\_\_

Count, read and write.

	<table border="1" style="display: inline-table; border-collapse: collapse;"> <tr><td style="padding: 5px;">११</td><td style="padding: 5px;">11</td></tr> </table>	११	11	eleven
११	11			
	<table border="1" style="display: inline-table; border-collapse: collapse;"> <tr><td style="padding: 5px;">1</td></tr> </table> ten and <table border="1" style="display: inline-table; border-collapse: collapse;"> <tr><td style="padding: 5px;">1</td></tr> </table> unit	1	1	
1				
1				
	<table border="1" style="display: inline-table; border-collapse: collapse;"> <tr><td style="padding: 5px;">१६</td><td style="padding: 5px;">□</td></tr> </table>	१६	□	_____
१६	□			
	<table border="1" style="display: inline-table; border-collapse: collapse;"> <tr><td style="padding: 5px;">□</td></tr> </table> ten and <table border="1" style="display: inline-table; border-collapse: collapse;"> <tr><td style="padding: 5px;">□</td></tr> </table> unit	□	□	
□				
□				
	<table border="1" style="display: inline-table; border-collapse: collapse;"> <tr><td style="padding: 5px;">१७</td><td style="padding: 5px;">□</td></tr> </table>	१७	□	_____
१७	□			
	<table border="1" style="display: inline-table; border-collapse: collapse;"> <tr><td style="padding: 5px;">□</td></tr> </table> ten and <table border="1" style="display: inline-table; border-collapse: collapse;"> <tr><td style="padding: 5px;">□</td></tr> </table> unit	□	□	
□				
□				
	<table border="1" style="display: inline-table; border-collapse: collapse;"> <tr><td style="padding: 5px;">१८</td><td style="padding: 5px;">□</td></tr> </table>	१८	□	_____
१८	□			
	<table border="1" style="display: inline-table; border-collapse: collapse;"> <tr><td style="padding: 5px;">□</td></tr> </table> ten and <table border="1" style="display: inline-table; border-collapse: collapse;"> <tr><td style="padding: 5px;">□</td></tr> </table> unit	□	□	
□				
□				
	<table border="1" style="display: inline-table; border-collapse: collapse;"> <tr><td style="padding: 5px;">१९</td><td style="padding: 5px;">□</td></tr> </table>	१९	□	_____
१९	□			
	<table border="1" style="display: inline-table; border-collapse: collapse;"> <tr><td style="padding: 5px;">□</td></tr> </table> ten and <table border="1" style="display: inline-table; border-collapse: collapse;"> <tr><td style="padding: 5px;">□</td></tr> </table> unit	□	□	
□				
□				
	<table border="1" style="display: inline-table; border-collapse: collapse;"> <tr><td style="padding: 5px;">२०</td><td style="padding: 5px;">□</td></tr> </table>	२०	□	_____
२०	□			
	<table border="1" style="display: inline-table; border-collapse: collapse;"> <tr><td style="padding: 5px;">□</td></tr> </table> ten and <table border="1" style="display: inline-table; border-collapse: collapse;"> <tr><td style="padding: 5px;">□</td></tr> </table> unit	□	□	
□				
□				

Impression: \_\_\_\_\_ Sign: \_\_\_\_\_

Write numbers for the following.


Draw tens bar and units for the given numbers.

15	17	12

Impression: \_\_\_\_\_ Sign: \_\_\_\_\_

Read and write.

1	one	_____
2	two	_____
3	three	_____
4	four	_____
5	five	_____

Match the numbers with names and write.

one	3
two	4
three	1
four	5
five	2

Impression: \_\_\_\_\_ Sign: \_\_\_\_\_

# Sample Copies - 26

1<sup>st</sup> Term/Maths/UKG Task - 14

Read and write.

6	six	
7	seven	
8	eight	
9	nine	
10	ten	

Write in numbers and words.

six		10	
seven		4	
one		2	
nine		1	
three		5	

Impression: \_\_\_\_\_ Sign: \_\_\_\_\_

UKG/Maths/1<sup>st</sup> Term Task - 15

Read and write.

11	eleven	
12	twelve	
13	thirteen	
14	fourteen	
15	fifteen	

Match the numbers with names and write.

thirteen	11
fourteen	15
eleven	12
fifteen	14
twelve	13

Impression: \_\_\_\_\_ Sign: \_\_\_\_\_

1<sup>st</sup> Term/Maths/UKG Task - 16

Read and write.

16	sixteen	
17	seventeen	
18	eighteen	
19	nineteen	
20	twenty	

Write in numbers and words.

eighteen		16	
eleven		12	
fourteen		17	
nineteen		15	
twenty		16	

Impression: \_\_\_\_\_ Sign: \_\_\_\_\_

UKG/Maths/1<sup>st</sup> Term Task - 17

पढ़ र लेख ।

१		
२		
३		
४		
५		
६		
७		
८		
९		
१०		

Impression: \_\_\_\_\_ Sign: \_\_\_\_\_

# Sample Copies - 27

1<sup>st</sup> Term/Maths/UKG Task - 18

Match the following and write to the next.

- |    |  |    |
|----|--|----|
| ५  |  | 6  |
| १० |  | 8  |
| ६  |  | 5  |
| ८  |  | 3  |
| ३  |  | 10 |

Write Devanagari numbers from १-१०.


Impression: \_\_\_\_\_ Sign: \_\_\_\_\_

UKG/Maths/1<sup>st</sup> Term Task - 19

पढ़ र लेख ।

- |    |  |  |  |  |
|----|--|--|--|--|
| ११ |  |  |  |  |
| १२ |  |  |  |  |
| १३ |  |  |  |  |
| १४ |  |  |  |  |
| १५ |  |  |  |  |
| १६ |  |  |  |  |
| १७ |  |  |  |  |
| १८ |  |  |  |  |
| १९ |  |  |  |  |
| २० |  |  |  |  |

Impression: \_\_\_\_\_ Sign: \_\_\_\_\_

1<sup>st</sup> Term/Maths/UKG Task - 20

Match the following and write to the next.

- |    |  |    |
|----|--|----|
| २० |  | 13 |
| १६ |  | 18 |
| १३ |  | 15 |
| १८ |  | 20 |
| १५ |  | 16 |

Write Devanagari numbers from ११-२०.


Impression: \_\_\_\_\_ Sign: \_\_\_\_\_

UKG/Maths/1<sup>st</sup> Term Task - 21


Convert the given numbers into Devanagari.

- |    |   |  |    |   |  |
|----|---|--|----|---|--|
| 4  | → |  | 12 | → |  |
| 10 | → |  | 16 | → |  |
| 2  | → |  | 20 | → |  |
| 1  | → |  | 19 | → |  |
| 9  | → |  | 8  | → |  |

Write Devanagari numbers from १-२०.


Impression: \_\_\_\_\_ Sign: \_\_\_\_\_

# Sample Copies - 28

1<sup>st</sup> Term/Maths/UKG   
Task - 22

Date: .....

पढ़ र लेख ।

१	एक	_____
२	दुई	_____
३	तीन	_____
४	चार	_____
५	पाँच	_____

Match the following and write.

तीन	२
पाँच	३
दुई	१
एक	४
चार	५
छ	६

Impression: \_\_\_\_\_ Sign: \_\_\_\_\_

 UKG/Maths/1<sup>st</sup> Term  
Task - 23

Date: .....


पढ़ र लेख ।

६	छ	_____
७	सात	_____
८	आठ	_____
९	नौ	_____
१०	दश	_____

अंकको नाम लेख ।

१	एक	३	_____
५	_____	६	_____
४	_____	७	_____
१०	_____	९	_____
२	_____	५	_____

Impression: \_\_\_\_\_ Sign: \_\_\_\_\_

1<sup>st</sup> Term/Maths/UKG   
Task - 24

Date: .....

Complete the following table.

Numbers	Number's name	Devanagari number	Devanagari number's name
10	ten	१०	दश
5	_____	५	_____
_____	two	_____	दुई
_____	_____	४	_____

अगाडि, पछाडि र बीचमा कुन अंक आउँछ ?

0 १ २ ३ ४ ५ ६ ७ ८ ९ १०

अगाडि	पछाडि	बीचमा
_____ २	७ _____	१ _____ ३
_____ ५	३ _____	७ _____ ९

Impression: \_\_\_\_\_ Sign: \_\_\_\_\_

 UKG/Maths/1<sup>st</sup> Term  
Task - 25

Date: .....

Write what comes before, after and between with the help of number line.

0 1 2 3 4 5 6 7 8 9 10

Before		After	
_____ 3	_____ 8	1 _____	9 _____
_____ 4	_____ 6	3 _____	7 _____
_____ 9	_____ 5	5 _____	8 _____
_____ 7	_____ 2	6 _____	2 _____
_____ 1	_____ 10	4 _____	5 _____
Between			
1 _____	3 _____	9 _____	11 _____
6 _____	8 _____	4 _____	6 _____
8 _____	10 _____	7 _____	9 _____

Impression: \_\_\_\_\_ Sign: \_\_\_\_\_

# Sample Copies - 29

1<sup>st</sup> Term/Maths/UKG Task - 26

Tick the set which has more objects and cross the set which has less objects.

 <input type="checkbox"/>	 <input type="checkbox"/>
 <input type="checkbox"/>	 <input type="checkbox"/>
 <input type="checkbox"/>	 <input type="checkbox"/>

Impression: \_\_\_\_\_ Sign: \_\_\_\_\_

UKG/Maths/1<sup>st</sup> Term Task - 27 Date: \_\_\_\_\_

Draw, compare and circle the smaller number.

7 ○○○○○○○	<b>3</b> ○○○
10	8
5	2
7	4
6	9
8	2

Impression: \_\_\_\_\_ Sign: \_\_\_\_\_

1<sup>st</sup> Term/Maths/UKG Task - 28

Draw, compare and circle the bigger number.

<b>5</b> ○○○○○	2 ○○
10	9
8	10
6	2
5	10
8	3

Impression: \_\_\_\_\_ Sign: \_\_\_\_\_

UKG/Maths/1<sup>st</sup> Term Task - 29 Date: \_\_\_\_\_

Circle the bigger number	Circle the smaller number
5 — 2	18 — 16
1 — 10	2 — 5
15 — 13	19 — 20
12 — 16	20 — 18
18 — 15	11 — 12

Draw tens bar and units for the given numbers.

<b>12</b>	<b>10</b>	<b>15</b>

Impression: \_\_\_\_\_ Sign: \_\_\_\_\_

# Sample Copies - 30

1<sup>st</sup> Term/Maths/UKG Task - 30

Circle the smaller number.

12 $\rightarrow$ 15	6 $\rightarrow$ 8
17 $\rightarrow$ 19	2 $\rightarrow$ 9
10 $\rightarrow$ 11	14 $\rightarrow$ 4
20 $\rightarrow$ 19	3 $\rightarrow$ 1
15 $\rightarrow$ 16	12 $\rightarrow$ 15

Circle the bigger number.

9 $\rightarrow$ 6	16 $\rightarrow$ 8
16 $\rightarrow$ 4	20 $\rightarrow$ 19
12 $\rightarrow$ 22	2 $\rightarrow$ 4
20 $\rightarrow$ 13	6 $\rightarrow$ 8
13 $\rightarrow$ 15	13 $\rightarrow$ 12
10 $\rightarrow$ 9	18 $\rightarrow$ 14

Impression: \_\_\_\_\_ Sign: \_\_\_\_\_

UKG/Maths/1<sup>st</sup> Term Task - 31 Date: \_\_\_\_\_

Compare the numbers and use '>' '<' or '='.

5 <input style="width: 20px; height: 20px;" type="text"/> 8	7 <input style="width: 20px; height: 20px;" type="text"/> 11
3 <input style="width: 20px; height: 20px;" type="text"/> 1	20 <input style="width: 20px; height: 20px;" type="text"/> 20
4 <input style="width: 20px; height: 20px;" type="text"/> 4	19 <input style="width: 20px; height: 20px;" type="text"/> 12
6 <input style="width: 20px; height: 20px;" type="text"/> 12	16 <input style="width: 20px; height: 20px;" type="text"/> 19

Circle the correct numbers.

Less than 6	3 5 7 6 4
Less than 13	9 16 13 12 18
Greater than 10	9 10 11 12 19
Greater than 8	17 13 6 8 9

Impression: \_\_\_\_\_ Sign: \_\_\_\_\_

1<sup>st</sup> Term/Maths/UKG Task - 32

Write the numbers in increasing order.

8  
3 10  
2

18  
6 8  
12

7 9  
11 13

Write the numbers in decreasing order.

3 8  
9 7

12 6  
3 10

14 16  
18 20

Impression: \_\_\_\_\_ Sign: \_\_\_\_\_

UKG/Maths/1<sup>st</sup> Term Task - 33 Date: \_\_\_\_\_

Colour the biggest object in the given set.

Colour the smallest object in the given set.

Impression: \_\_\_\_\_ Sign: \_\_\_\_\_

# Sample Copies - 31

Colour the longest objects in the given set.

The image shows three rulers and three pencils. The rulers are 14, 12, and 8 units long. The pencils are 3, 10, and 7 units long. The longest ruler (14 units) and the longest pencil (10 units) are the objects to be colored.

Colour the shortest object in the given set.

The image shows three spoons and three snakes. The spoons are 10, 8, and 6 units long. The snakes are 10, 8, and 6 units long. The shortest spoon (6 units) and the shortest snake (6 units) are the objects to be colored.

Impression: \_\_\_\_\_ Sign: \_\_\_\_\_

Draw the bigger object than the given object.

The image shows a beach ball on the left and a blank rectangular box on the right for drawing a larger object.

Draw the smaller object than the given object.

The image shows a flower on the left and a blank rectangular box on the right for drawing a smaller object.

Draw the longer object than the given object.

The image shows a pencil on the left and a blank rectangular box on the right for drawing a longer object.

Draw the shorter object than the given object.

The image shows a glass on the left and a blank rectangular box on the right for drawing a shorter object.

Impression: \_\_\_\_\_ Sign: \_\_\_\_\_

Draw the circles for the given numbers and write 'odd' or 'even'.

1		odd
2		_____
3		_____
4		_____
5		_____

Impression: \_\_\_\_\_ Sign: \_\_\_\_\_

Draw the circles for the given numbers and write 'odd' or 'even'.

6		_____
7		_____
8		_____
9		_____
10		_____

Impression: \_\_\_\_\_ Sign: \_\_\_\_\_

# Sample Copies - 32

1<sup>st</sup> Term/Maths/UKG Task - 38


Circle the last number and write 'odd' or 'even'.

11	odd	24	_____
14	_____	42	_____
16	_____	19	_____
13	_____	17	_____
12	_____	18	_____
10	_____	22	_____

Impression: \_\_\_\_\_ Sign: \_\_\_\_\_

UKG/Maths/1<sup>st</sup> Term Task - 39

Colour the odd numbers with red and even numbers with green.



Write any 5 'odd' and 'even' numbers.

1. _____	1. _____
2. _____	2. _____
3. _____	3. _____
4. _____	4. _____
5. _____	5. _____

Impression: \_\_\_\_\_ Sign: \_\_\_\_\_

1<sup>st</sup> Term/Maths/UKG Task - 40

Look, count and add.

	+		=	
	+		=	
	+		=	
	+		=	
	+		=	

Impression: \_\_\_\_\_ Sign: \_\_\_\_\_

UKG/Maths/1<sup>st</sup> Term Task - 41

Add (Using sticks)

	+		=	
7	+	6	=	
7	+	8	=	
4	+	9	=	
2	+	2	=	
0	+	8	=	

Impression: \_\_\_\_\_ Sign: \_\_\_\_\_

# Sample Copies - 33

Match the following.

3+3

6

4+5

10

6+4

9

4+4

8

Add.

3+3=	8+0=	5+6=
------	------	------

10+1=	9+0=	2+2=
-------	------	------

4+5=	3+6=	3+6=
------	------	------

Impression: \_\_\_\_\_ Sign: \_\_\_\_\_

Add.

3
+ 3

5
+ 6

7
+ 4

8
+ 2

8
+ 0

0
+ 6

6
+ 6

7
+ 3

9
+ 4

Impression: \_\_\_\_\_ Sign: \_\_\_\_\_

Look, count and subtract.

	=	5			
<table style="margin: 5px auto;"> <tr> <td style="border: 1px solid black; border-radius: 50%; width: 20px; height: 20px; display: flex; align-items: center; justify-content: center;">7</td> <td style="padding: 0 10px;">-</td> <td style="border: 1px solid black; border-radius: 50%; width: 20px; height: 20px; display: flex; align-items: center; justify-content: center;">2</td> </tr> </table>	7	-	2		
7	-	2			

	=				
<table style="margin: 5px auto;"> <tr> <td style="border: 1px solid black; border-radius: 50%; width: 20px; height: 20px; display: flex; align-items: center; justify-content: center;"></td> <td style="padding: 0 10px;">-</td> <td style="border: 1px solid black; border-radius: 50%; width: 20px; height: 20px; display: flex; align-items: center; justify-content: center;"></td> </tr> </table>		-			
	-				

	=				
<table style="margin: 5px auto;"> <tr> <td style="border: 1px solid black; border-radius: 50%; width: 20px; height: 20px; display: flex; align-items: center; justify-content: center;"></td> <td style="padding: 0 10px;">-</td> <td style="border: 1px solid black; border-radius: 50%; width: 20px; height: 20px; display: flex; align-items: center; justify-content: center;"></td> </tr> </table>		-			
	-				

	=				
<table style="margin: 5px auto;"> <tr> <td style="border: 1px solid black; border-radius: 50%; width: 20px; height: 20px; display: flex; align-items: center; justify-content: center;"></td> <td style="padding: 0 10px;">-</td> <td style="border: 1px solid black; border-radius: 50%; width: 20px; height: 20px; display: flex; align-items: center; justify-content: center;"></td> </tr> </table>		-			
	-				

	=				
<table style="margin: 5px auto;"> <tr> <td style="border: 1px solid black; border-radius: 50%; width: 20px; height: 20px; display: flex; align-items: center; justify-content: center;"></td> <td style="padding: 0 10px;">-</td> <td style="border: 1px solid black; border-radius: 50%; width: 20px; height: 20px; display: flex; align-items: center; justify-content: center;"></td> </tr> </table>		-			
	-				

Impression: \_\_\_\_\_ Sign: \_\_\_\_\_

Subtract using lines.

	=	4			
<table style="margin: 5px auto;"> <tr> <td style="border: 1px solid black; border-radius: 50%; width: 20px; height: 20px; display: flex; align-items: center; justify-content: center;">7</td> <td style="padding: 0 10px;">-</td> <td style="border: 1px solid black; border-radius: 50%; width: 20px; height: 20px; display: flex; align-items: center; justify-content: center;">3</td> </tr> </table>	7	-	3		
7	-	3			

<table style="margin: 5px auto;"> <tr> <td style="border: 1px solid black; border-radius: 50%; width: 20px; height: 20px; display: flex; align-items: center; justify-content: center;">9</td> <td style="padding: 0 10px;">-</td> <td style="border: 1px solid black; border-radius: 50%; width: 20px; height: 20px; display: flex; align-items: center; justify-content: center;">2</td> </tr> </table>	9	-	2	=	
9	-	2			

<table style="margin: 5px auto;"> <tr> <td style="border: 1px solid black; border-radius: 50%; width: 20px; height: 20px; display: flex; align-items: center; justify-content: center;">2</td> <td style="padding: 0 10px;">-</td> <td style="border: 1px solid black; border-radius: 50%; width: 20px; height: 20px; display: flex; align-items: center; justify-content: center;">0</td> </tr> </table>	2	-	0	=	
2	-	0			

<table style="margin: 5px auto;"> <tr> <td style="border: 1px solid black; border-radius: 50%; width: 20px; height: 20px; display: flex; align-items: center; justify-content: center;">9</td> <td style="padding: 0 10px;">-</td> <td style="border: 1px solid black; border-radius: 50%; width: 20px; height: 20px; display: flex; align-items: center; justify-content: center;">7</td> </tr> </table>	9	-	7	=	
9	-	7			

<table style="margin: 5px auto;"> <tr> <td style="border: 1px solid black; border-radius: 50%; width: 20px; height: 20px; display: flex; align-items: center; justify-content: center;">8</td> <td style="padding: 0 10px;">-</td> <td style="border: 1px solid black; border-radius: 50%; width: 20px; height: 20px; display: flex; align-items: center; justify-content: center;">6</td> </tr> </table>	8	-	6	=	
8	-	6			

<table style="margin: 5px auto;"> <tr> <td style="border: 1px solid black; border-radius: 50%; width: 20px; height: 20px; display: flex; align-items: center; justify-content: center;">6</td> <td style="padding: 0 10px;">-</td> <td style="border: 1px solid black; border-radius: 50%; width: 20px; height: 20px; display: flex; align-items: center; justify-content: center;">5</td> </tr> </table>	6	-	5	=	
6	-	5			

Impression: \_\_\_\_\_ Sign: \_\_\_\_\_

# Sample Copies - 34

Date: .....

Draw and subtract.

○	○	○	◉	4-1=	3
				6-4=	
				7-2=	
				9-4=	

Match the following.

(3-1)		(0)
(6-3)		(4)
(7-2)		(2)
(8-4)		(5)
(6-6)		(3)

Impression: \_\_\_\_\_ Sign: \_\_\_\_\_

Date: .....

Subtract using lines.

9	8	9
- 1	- 4	- 2
6	5	6
- 4	- 4	- 6
7	4	9
- 0	- 3	- 5

Impression: \_\_\_\_\_ Sign: \_\_\_\_\_

## पाठ्यवस्तुहरू

## पेज

● कक्षा-LKG को सिकाइ पुनरावृत्ति तथा अभ्यास ("क देखि ज" सम्मको लेखन अभ्यास)	१-३
● अगाडी र पछाडीका (क-ज) अक्षरहरूको क्रम सिकाइ तथा अभ्यास	३-३
● अ-अं. सम्मको सिकाइ तथा क्रम अभ्यास	४-६
● दुई साउँ अक्षरका शब्द निर्माण तथा लेखन अभ्यास	७-९
● दुई साउँ अक्षर भएका शब्दको छोटो वाक्य निर्माण अभ्यास	१०-१०
● तीन साउँ अक्षरको शब्द निर्माण तथा लेखन अभ्यास	११-१३
● तीन साउँ अक्षर भएका सरल वाक्य निर्माण, शब्द लेखन तथा अभ्यास	१४-१४
● चार साउँ अक्षरको शब्द लेखन अभ्यास	१५-१६
● क-ज सम्म आकार (i) मात्रा लेखन तथा शब्द निर्माण अभ्यास	१७-१८
● आकार मात्रा लागेका लयात्मक शब्दहरूको सिकाइ अभ्यास	१९-२१
● आकार मात्रा लागेका शब्द तथा वाक्य निर्माण अभ्यास	२३-२४
● ह्रस्व इकार मात्रा लागेका शब्द तथा वाक्य निर्माण अभ्यास	२५-३०
● दीर्घ ईकार मात्रा लागेका शब्द तथा वाक्य निर्माण अभ्यास	३१-३६
● ह्रस्व उकार मात्रा लागेका शब्द तथा वाक्य निर्माण अभ्यास	३७-४४
● विविध मात्राको अभ्यास	४५-४७

खाली ठाउँ भर ।

क

ग

ङ

ञ

ठ

ढ

थ

ध

प

भ

ल

ष

त्र

मिति: \_\_\_\_\_

1<sup>st</sup> Term/Nepali/UKG



‘क’ देखि ‘ज्ञ’ सम्म लेख ।

A large rectangular box with a dashed line in the middle, intended for writing the characters from 'क' to 'ज्ञ'.

मूल्याङ्कन: \_\_\_\_\_

हस्ताक्षर: \_\_\_\_\_

पछाडिको अक्षर लेख ।

क _____	ण _____	भ _____
च _____	ल _____	य _____
ट _____	त्र _____	व _____


अगाडिको अक्षर लेख ।

_____ ल	_____ फ	_____ ल
_____ ज्ञ	_____ र	_____ ब
_____ क्ष	_____ प	_____ ज

बीचको अक्षर लेख ।

क _____ ग	य _____ ल
च _____ ज	क्ष _____ ज्ञ
भ _____ ट	ध _____ प

मिति: \_\_\_\_\_

1<sup>st</sup> Term/Nepali/UKG  कार्य - ४

खाली ठाउँ भर ।

अ	उ
ऋ	ओ
अः	

जोडा मिलाऊ र लेख ।

अ	ऋ
ई	ओ
ऋ	अ
ओ	ए
ए	ई

मूल्याङ्कन: \_\_\_\_\_

हस्ताक्षर: \_\_\_\_\_



UKG/Nepali/1<sup>st</sup> Term

मिति: \_\_\_\_\_

पछाडिको अक्षर लेख ।

अ	ऐ	ओ
उ	अं	आ
ऋ	औ	ऊ

अगाडिको अक्षर लेख ।

आ	ए	ए
ऊ	अः	ओ
ऋ	औ	ई

बीचको अक्षर लेख ।

अ	इ	ओ	अं
उ	ऋ	ऋ	ऐ
इ	उ	औ	अः


मूल्याङ्कन: \_\_\_\_\_

हस्ताक्षर: \_\_\_\_\_

मिति: \_\_\_\_\_

1<sup>st</sup> Term/Nepali/UKG  कार्य - ६

'अ' देखि 'अः' सम्म लेख ।



मूल्याङ्कन: \_\_\_\_\_

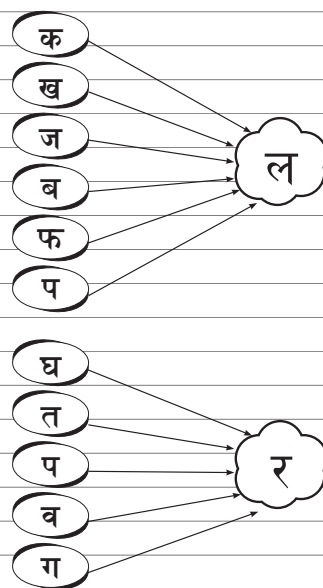
हस्ताक्षर: \_\_\_\_\_



UKG/Nepali/1<sup>st</sup> Term

मिति: \_\_\_\_\_

शब्द बनाऊ ।



मूल्याङ्कन: \_\_\_\_\_

हस्ताक्षर: \_\_\_\_\_

## Sample Copies - 40

मिति: \_\_\_\_\_

1<sup>st</sup> Term/Nepali/UKG  कार्य - ८

पढ र लेख ।

नड रथ कप

जग ठग कल

छत गम घर

मूल्याङ्कन: \_\_\_\_\_ हस्ताक्षर: \_\_\_\_\_

 UKG/Nepali/1<sup>st</sup> Term कार्य - ९

मिति: \_\_\_\_\_

चित्रको नाम लेख ।



दुई अक्षरबाट बनेका कुनै १० वटा शब्दहरू लेख ।

१

५

९

२

६

१०

३

७

४

८

मूल्याङ्कन: \_\_\_\_\_ हस्ताक्षर: \_\_\_\_\_

मिति: \_\_\_\_\_

1<sup>st</sup> Term/Nepali/UKG  कार्य - १०

तालिकाबाट वाक्य बनाऊ ।

१.	रथ	भन ।	
२.	कप	चढ ।	
३.	जग	गन ।	
४.	टप	भर ।	
५.	घर	भन ।	

वाक्य बनाऊ ।

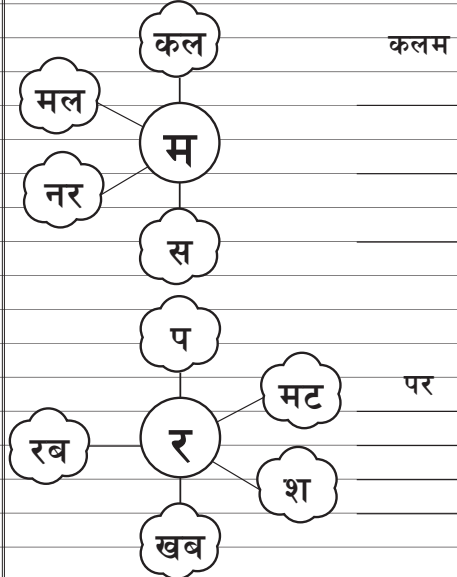
१.	नड -	_____
२.	बस -	_____
३.	गम -	_____
४.	घर -	_____
५.	कप -	_____

मूल्याङ्कन: \_\_\_\_\_ हस्ताक्षर: \_\_\_\_\_

 UKG/Nepali/1<sup>st</sup> Term कार्य - ११

मिति: \_\_\_\_\_

शब्द बनाऊ ।



मूल्याङ्कन: \_\_\_\_\_ हस्ताक्षर: \_\_\_\_\_

मिति: \_\_\_\_\_

1<sup>st</sup> Term/Nepali/UKG  कार्य - १३

पढ र लेख ।

कमल

कलम

पलङ

सडक

मटर

मलम

पसल

कलश

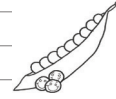
खबर

मूल्याङ्कन: \_\_\_\_\_ हस्ताक्षर: \_\_\_\_\_

 UKG/Nepali/1<sup>st</sup> Term कार्य - १३

मिति: \_\_\_\_\_

चित्रको नाम लेख ।



तीन साउँ अक्षरबाट बनेका कुनै १० वटा शब्दहरू लेख ।

१

५

९

२

६

१०

३

७

४

८

मूल्याङ्कन: \_\_\_\_\_ हस्ताक्षर: \_\_\_\_\_

मिति: \_\_\_\_\_

1<sup>st</sup> Term/Nepali/UKG  कार्य - १४

तालिकाबाट वाक्य बनाऊ ।

१. कलश भन्न ।

२. कमल भर ।

३. मलम गर ।

४. मटर पढ ।

५. खबर गन ।

वाक्य बनाऊ ।

१. कलम - \_\_\_\_\_

२. मलम - \_\_\_\_\_

३. पलङ - \_\_\_\_\_

४. मटर - \_\_\_\_\_

५. खबर - \_\_\_\_\_

मूल्याङ्कन: \_\_\_\_\_ हस्ताक्षर: \_\_\_\_\_

 UKG/Nepali/1<sup>st</sup> Term कार्य - १५

मिति: \_\_\_\_\_

पढ र लेख ।

थरमस

परवल

कटहर

भलमल

वरपर

सलगम


परपर

खलबल


हलचल

मूल्याङ्कन: \_\_\_\_\_ हस्ताक्षर: \_\_\_\_\_

मिति: \_\_\_\_\_

1<sup>st</sup> Term/Nepali/UKG  कार्य-१६

चित्रको नाम लेख ।



चार सार्उँ अक्षरबाट बनेका कुनै १० वटा शब्दहरू लेख ।

१ \_\_\_\_\_

६ \_\_\_\_\_

२ \_\_\_\_\_

७ \_\_\_\_\_

३ \_\_\_\_\_

८ \_\_\_\_\_

४ \_\_\_\_\_

९ \_\_\_\_\_

५ \_\_\_\_\_

१० \_\_\_\_\_

मूल्याङ्कन: \_\_\_\_\_

हस्ताक्षर: \_\_\_\_\_

 कार्य-१७

UKG/Nepali/1<sup>st</sup> Term

मिति: \_\_\_\_\_

तालिकाबाट वाक्य बनाऊ ।

- |         |       |  |
|---------|-------|--|
| १. थरमस | भन ।  |  |
| २. कटहर | भर ।  |  |
| ३. परबल | गन ।  |  |
| ४. फलमल | नगर । |  |
| ५. हलचल | भन ।  |  |

वाक्य बनाऊ ।

१. कटहर - \_\_\_\_\_
२. खलबल - \_\_\_\_\_
३. थरमस - \_\_\_\_\_
४. फलमल - \_\_\_\_\_
५. सलगम - \_\_\_\_\_

मूल्याङ्कन: \_\_\_\_\_

हस्ताक्षर: \_\_\_\_\_

मिति: \_\_\_\_\_

1<sup>st</sup> Term/Nepali/UKG  कार्य-१८

तालिका भर ।

दुई अक्षरका शब्द	तीन अक्षरका शब्द	चार अक्षरका शब्द
१. _____	१. _____	१. _____
२. _____	२. _____	२. _____
३. _____	३. _____	३. _____

चित्र र शब्दको जोडा मिलाऊ र लेख ।

कलम



घर



कमल



थरमस



मूल्याङ्कन: \_\_\_\_\_

हस्ताक्षर: \_\_\_\_\_

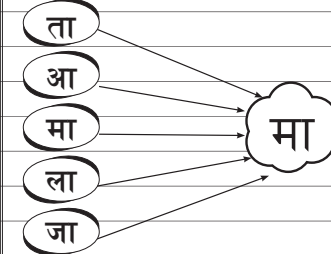
 कार्य-१९

UKG/Nepali/1<sup>st</sup> Term

मिति: \_\_\_\_\_

'क' देखि 'ज्ञ' सम्म आकार ( 1 ) लगाएर लेख ।

शब्द बनाऊ ।



मूल्याङ्कन: \_\_\_\_\_

हस्ताक्षर: \_\_\_\_\_

मिति: \_\_\_\_\_

1<sup>st</sup> Term/Nepali/UKG  कार्य - २०


पढ र लेख ।

तारा जाल पात

जामा आमा मामा

बादल मादल पागल

मूल्याङ्कन: \_\_\_\_\_ हस्ताक्षर: \_\_\_\_\_

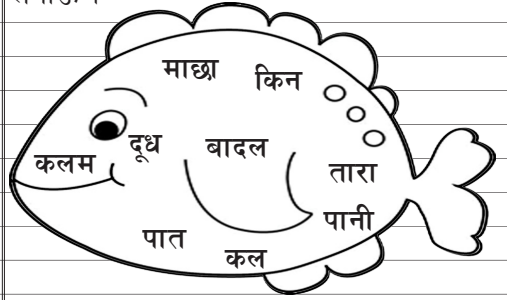
 UKG/Nepali/1<sup>st</sup> Term

मिति: \_\_\_\_\_

सुरुका अक्षरमा आकार ( I ) लगाई नयाँ शब्द बनाऊ ।

प त	ह त	भ त
_____	_____	_____
छ ल	त ल	ख ट
_____	_____	_____

आकार ( I ) लागेका शब्दहरू खोजेर गालो घेरा लगाऊ ।



मूल्याङ्कन: \_\_\_\_\_ हस्ताक्षर: \_\_\_\_\_

मिति: \_\_\_\_\_

1<sup>st</sup> Term/Nepali/UKG  कार्य - २१

लयात्मक शब्दहरू लेख ।

पात	_____	माला	_____
मामा	_____	ताल	_____
बादल	_____	खाम	_____

आकार ( I ) मात्रा लागेका १० वटा शब्दहरू लेख ।

- |   |       |    |       |
|---|-------|----|-------|
| १ | _____ | ६  | _____ |
| २ | _____ | ७  | _____ |
| ३ | _____ | ८  | _____ |
| ४ | _____ | ९  | _____ |
| ५ | _____ | १० | _____ |

मूल्याङ्कन: \_\_\_\_\_ हस्ताक्षर: \_\_\_\_\_


 UKG/Nepali/1<sup>st</sup> Term

मिति: \_\_\_\_\_

अक्षरहरूको जोडा मिलाऊ र नयाँ शब्द बनाऊ ।

आ	त	पात
पा	मा	
बाद	ट	
खा	ला	
मा	ल	

चित्रको नाम लेख ।



मूल्याङ्कन: \_\_\_\_\_ हस्ताक्षर: \_\_\_\_\_

मिति: \_\_\_\_\_

1<sup>st</sup> Term/Nepali/UKG  कार्य - २४


तालिकाबाट वाक्य बनाऊ ।

१. जामा	बजाऊ ।	
२. बादल	गन ।	
३. मादल	लगाऊ ।	
४. तारा	खाऊ ।	
५. माछ्रा	भन ।	

वाक्य बनाऊ ।

१. आमा -	_____
२. ताल -	_____
३. मादल -	_____
४. खाट -	_____
५. नाक -	_____

मूल्याङ्कन: \_\_\_\_\_ हस्ताक्षर: \_\_\_\_\_

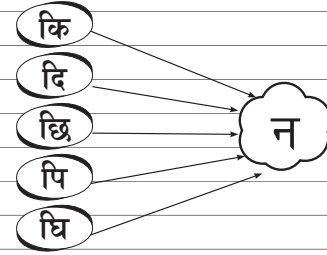
 UKG/Nepali/1<sup>st</sup> Term कार्य - २५

मिति: \_\_\_\_\_

'क' देखि 'ञ' सम्म ह्रस्व इकार ( ि ) लगाएर लेख ।

_____
_____
_____
_____
_____
_____
_____
_____
_____
_____

शब्द बनाऊ ।



मूल्याङ्कन: \_\_\_\_\_ हस्ताक्षर: \_\_\_\_\_

मिति: \_\_\_\_\_

1<sup>st</sup> Term/Nepali/UKG  कार्य - २६

पढ र लेख ।

दिन                      पिड                      घिन

किला                      किरा                      जिरा

किताब                      गितार                      गिलास

मूल्याङ्कन: \_\_\_\_\_ हस्ताक्षर: \_\_\_\_\_

 UKG/Nepali/1<sup>st</sup> Term कार्य - २७

मिति: \_\_\_\_\_

सुरुका अक्षरमा ह्रस्व इकार ( ि ) लगाई नयाँ शब्द बनाऊ ।

दन	_____	दन	_____
चया	_____	चया	_____
कताब	_____	कताब	_____
तहार	_____	तहार	_____

लयात्मक शब्दहरू लेख ।

किरा	_____	चिर	_____
गितार	_____	वरि	_____
दिन	_____	चिल	_____
जिउ	_____	पनि	_____

मूल्याङ्कन: \_\_\_\_\_ हस्ताक्षर: \_\_\_\_\_



# Sample Copies - 46

मिति: \_\_\_\_\_

1<sup>st</sup> Term/Nepali/UKG  कार्य - ३३


पढ र लेख ।

माली                      जीवन                      शरीर

पानी                      आरती                      काउली

तरकारी                      साथी                      ढकनी

मूल्याङ्कन: \_\_\_\_\_ हस्ताक्षर: \_\_\_\_\_

 UKG/Nepali/1<sup>st</sup> Term

मिति: \_\_\_\_\_

अन्तिम अक्षरमा दीर्घ इकार (ी) लगाई नयाँ शब्द बनाऊ ।

पान	_____	थपड	_____
खस	_____	साथ	_____
मस	_____	टपर	_____

लयात्मक शब्दहरू लेख ।

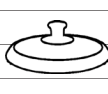

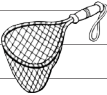
पानी	_____	ढकनी	_____
मसी	_____	चरी	_____
जाली	_____	थाली	_____
गीता	_____	घडी	_____

मूल्याङ्कन: \_\_\_\_\_ हस्ताक्षर: \_\_\_\_\_

मिति: \_\_\_\_\_

1<sup>st</sup> Term/Nepali/UKG  कार्य - ३४

चित्रको नाम लेख ।



दीर्घ इकार (ी) लागेका १० वटा शब्दहरू लेख ।

- १                      ५                      ९  
 ३                      ६                      १०  
 ३                      ७  
 ४                      ८

मूल्याङ्कन: \_\_\_\_\_ हस्ताक्षर: \_\_\_\_\_

 UKG/Nepali/1<sup>st</sup> Term

मिति: \_\_\_\_\_

पढ र लेख ।

नानी                      रानी                      पातली

कागती                      जाली                      घडी

नदी                      सरकारी                      काली

मूल्याङ्कन: \_\_\_\_\_ हस्ताक्षर: \_\_\_\_\_

मिति: \_\_\_\_\_

1<sup>st</sup> Term/Nepali/UKG  कार्य - ३६

तालिकाबाट वाक्य बनाऊ ।

१. पानी	बनाऊ ।	
२. काउली	भर ।	
३. थपडी	जाऊ ।	
४. ककनी	भन ।	
५. साथी	बजाऊ ।	

वाक्य बनाऊ ।

१. खसी - _____
२. टपरी - _____
३. पानी - _____
४. ढकनी - _____
५. परी - _____

मूल्याङ्कन: \_\_\_\_\_ हस्ताक्षर: \_\_\_\_\_

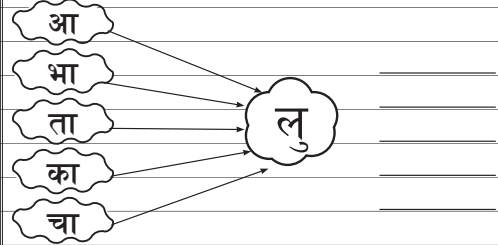
 UKG/Nepali/1<sup>st</sup> Term

मिति: \_\_\_\_\_

'क' देखि 'ज्ञ' सम्म ह्रस्व उकार ( ) लगाएर लेख ।

_____
_____
_____
_____
_____
_____
_____
_____

शब्द बनाऊ ।



मूल्याङ्कन: \_\_\_\_\_ हस्ताक्षर: \_\_\_\_\_

मिति: \_\_\_\_\_

1<sup>st</sup> Term/Nepali/UKG  कार्य - ३८

पढेर लेख ।

मुटु                      जुनार                      टुकी

मुरली                      कुकुर                      हुकुर

पुतली                      तराजु                      खुकुरी

मूल्याङ्कन: \_\_\_\_\_ हस्ताक्षर: \_\_\_\_\_

 UKG/Nepali/1<sup>st</sup> Term

मिति: \_\_\_\_\_

सुरुका अक्षरमा उकार ( ) लगाई शब्द बनाऊ ।


ढकुर	_____	पतली	_____
सकुल	_____	कमार	_____
चचुरो	_____	मरली	_____

अन्तिम अक्षरमा उकार ( ) लगाई शब्द बनाऊ ।

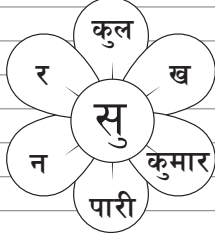
भिनाज	_____	सिपाल	_____
दयाल	_____	विषाल	_____
तराज	_____	जिज्ञास	_____

मूल्याङ्कन: \_\_\_\_\_ हस्ताक्षर: \_\_\_\_\_

मिति: \_\_\_\_\_

1<sup>st</sup> Term/Nepali/UKG  कार्य - 80

शब्द बनाऊ ।



ह्रस्व उकार लागेका १० वटा शब्दहरू लेख ।

१ \_\_\_\_\_

६ \_\_\_\_\_

२ \_\_\_\_\_

७ \_\_\_\_\_

३ \_\_\_\_\_

८ \_\_\_\_\_

४ \_\_\_\_\_


९ \_\_\_\_\_

५ \_\_\_\_\_

१० \_\_\_\_\_

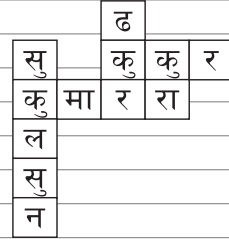
मूल्याङ्कन: \_\_\_\_\_

हस्ताक्षर: \_\_\_\_\_

 UKG/Nepali/1<sup>st</sup> Term कार्य - ८१

मिति: \_\_\_\_\_

ह्रस्व उकार (ु) लागेका शब्दहरू खोजेर लेख ।



१. \_\_\_\_\_

२. \_\_\_\_\_


३. \_\_\_\_\_

४. \_\_\_\_\_

५. \_\_\_\_\_

६. \_\_\_\_\_

चित्रको नाम लेख ।



मूल्याङ्कन: \_\_\_\_\_

हस्ताक्षर: \_\_\_\_\_

मिति: \_\_\_\_\_

1<sup>st</sup> Term/Nepali/UKG  कार्य - ८२

तालिकाबाट वाक्य बनाऊ ।

१. आलु	नचलाऊ ।	_____
२. खुकुरी	खाऊ ।	_____
३. गुलाफ	पाल ।	_____
४. कुकुर	नखाऊ ।	_____
५. सुपारी	नटिप ।	_____

वाक्य बनाऊ ।

१. आलु - _____
२. कुकुर - _____
३. ढुकुर - _____
४. खुकुरी - _____
५. तराजु - _____

मूल्याङ्कन: \_\_\_\_\_

हस्ताक्षर: \_\_\_\_\_

 UKG/Nepali/1<sup>st</sup> Term कार्य - ८३

मिति: \_\_\_\_\_

लयात्मक शब्दहरू लेख ।

पानी	_____	ढकनी	_____
मसी	_____	चरी	_____
जाली	_____	थाली	_____
गीता	_____	घडी	_____

उस्तै शब्दको जोडा मिलाऊ र लेख ।

सुन

आलु

आलु

सुन

पुतली

सुकुल

सुकुल

पुतली

मूल्याङ्कन: \_\_\_\_\_

हस्ताक्षर: \_\_\_\_\_

मिति: \_\_\_\_\_

1<sup>st</sup> Term/Nepali/UKG  
KIDSPUBLISHERS  
कार्य - ४४

ह्रस्व उकार लागेका शब्दहरू खोजेर गोली घेरा लगाऊ ।






आ	र	म	त	स	कु
लु	त	व	रा	ष	कु
गु	ला	फ	जु	फु	र
पु	त	ली	य	ल	क



क्रम मिलाएर लेख ।



	लाफगु	_____
	तपुली	_____
	लुआ	_____

मूल्याङ्कन: \_\_\_\_\_

हस्ताक्षर: \_\_\_\_\_

KIDSPUBLISHERS  
कार्य - ४५

UKG/Nepali/1<sup>st</sup> Term

मिति: \_\_\_\_\_

दिइएका मात्राहरूबाट शब्द बनाऊ ।

।	_____	_____
ि	_____	_____
ी	_____	_____
ु	_____	_____

'क' देखि 'कु' सम्म क्रम मिलाएर जोड ।

का	की	कु
क	कि	

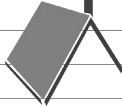

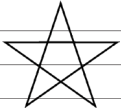
मूल्याङ्कन: \_\_\_\_\_

हस्ताक्षर: \_\_\_\_\_

मिति: \_\_\_\_\_

1<sup>st</sup> Term/Nepali/UKG  
KIDSPUBLISHERS  
कार्य - ४६

चित्रका नाम लेख ।



लयात्मक शब्दहरू लेख ।

माला	_____	_____
किरा	_____	_____
पानी	_____	_____

मूल्याङ्कन: \_\_\_\_\_

हस्ताक्षर: \_\_\_\_\_

KIDSPUBLISHERS  
कार्य - ४७

UKG/Nepali/1<sup>st</sup> Term

मिति: \_\_\_\_\_

मात्रा नमिल्दो शब्दलाई गोली घेरा लगाऊ ।

माला	बाला	ताला	किरा
किन	पात	दिन	पिन
पानी	नानी	रानी	किताब
कुकुर	ढुकुर	मुजुर	दूध

वाक्य बनाऊ ।

घर	_____
कलम	_____
आमा	_____
किताब	_____
पानी	_____

मूल्याङ्कन: \_\_\_\_\_

हस्ताक्षर: \_\_\_\_\_

<b>Contents</b>	<b>Page</b>
● Body parts (name and function) (identifying and writing)	1-4
● Sense organs (name and function) (identifying and writing)	5-7
● Body parts (identifying and writing) (Revision)	8
● Keeping clean (items name/uses) (identifying and writing)	9-11
● Question answer on the function of sense organs and items to keep clean	12
● Parts of a house (identifying, writing and drawing)	13-15
● Types of houses (identifying and colouring)	16-17
● Usages of houses (identifying and writing)	18-19
● Materials for building homes (identifying and writing)	20-22
● Different rooms in a house and their uses (identifying and writing)	23-26
● Different items in different rooms of a house (identifying and writing practice)	27-39
● House cleaning items and their uses (identifying and writing practice)	40-43
● Summer seasons items and activities (identifying and writing practice)	44-47



Read and write.

hand

head

tongue







shoulder

elbow

finger







stomach

mouth

chest







Impression: \_\_\_\_\_ Sign: \_\_\_\_\_

Date: .....

Task- 2

Match the function of the following parts of the body.

ear

see

eye

hear

teeth

touch

hand

chew

leg

stand

Write the functions of given body parts.

1. ear	<input type="text"/>	3. teeth	<input type="text"/>
2. leg	<input type="text"/>	4. eye	<input type="text"/>

Impression: \_\_\_\_\_ Sign: \_\_\_\_\_



Write the correct numbers in the blank.

1. I have \_\_\_\_\_ eyes.

2. I have \_\_\_\_\_ head.

3. I have \_\_\_\_\_ ears.

4. I have \_\_\_\_\_ fingers.

5. I have \_\_\_\_\_ nose.

6. I have \_\_\_\_\_ hands.

7. I have \_\_\_\_\_ legs.

8. I have \_\_\_\_\_ stomach.

9. I have \_\_\_\_\_ neck.

Impression: \_\_\_\_\_ Sign: \_\_\_\_\_

# Sample Copies - 54

Re-arrange the jumbled words to get the name of body parts.

O	N	E	S	Y	E	E	E	L	G
---	---	---	---	---	---	---	---	---	---

C	E	K	N	E	I	G	N	R	F
---	---	---	---	---	---	---	---	---	---

Write the name of any 8 body parts.

1. <input style="width: 80%;" type="text"/>	5. <input style="width: 80%;" type="text"/>
2. <input style="width: 80%;" type="text"/>	6. <input style="width: 80%;" type="text"/>
3. <input style="width: 80%;" type="text"/>	7. <input style="width: 80%;" type="text"/>
4. <input style="width: 80%;" type="text"/>	8. <input style="width: 80%;" type="text"/>

Impression: \_\_\_\_\_ Sign: \_\_\_\_\_

Read and write.

eye	<input style="width: 80%;" type="text"/>
ear	<input style="width: 80%;" type="text"/>
tongue	<input style="width: 80%;" type="text"/>
skin	<input style="width: 80%;" type="text"/>
nose	<input style="width: 80%;" type="text"/>

Write the name of 5 sense organs.

1. <input style="width: 80%;" type="text"/>	4. <input style="width: 80%;" type="text"/>
2. <input style="width: 80%;" type="text"/>	5. <input style="width: 80%;" type="text"/>
3. <input style="width: 80%;" type="text"/>	

Impression: \_\_\_\_\_ Sign: \_\_\_\_\_

Match the function of sense organs with correct parts.

eye	hear
ear	smell
nose	see
tongue	feel
skin	taste

Write the function of sense organs.

eye <input style="width: 80%;" type="text"/>	tongue <input style="width: 80%;" type="text"/>
ear <input style="width: 80%;" type="text"/>	skin <input style="width: 80%;" type="text"/>
nose <input style="width: 80%;" type="text"/>	

Impression: \_\_\_\_\_ Sign: \_\_\_\_\_

Complete the sentences.

1. We hear with our	<input style="width: 20%;" type="text"/>
2. We see with our	<input style="width: 20%;" type="text"/>
3. We eat with our	<input style="width: 20%;" type="text"/>
4. We chew with our	<input style="width: 20%;" type="text"/>
5. We taste with our	<input style="width: 20%;" type="text"/>
6. We smell with our	<input style="width: 20%;" type="text"/>
7. We walk with our	<input style="width: 20%;" type="text"/>
8. We touch with our	<input style="width: 20%;" type="text"/>


Draw the picture of the given organs.

eye	ear	nose
-----	-----	------

Impression: \_\_\_\_\_ Sign: \_\_\_\_\_

# Sample Copies - 55

Name the parts of body.



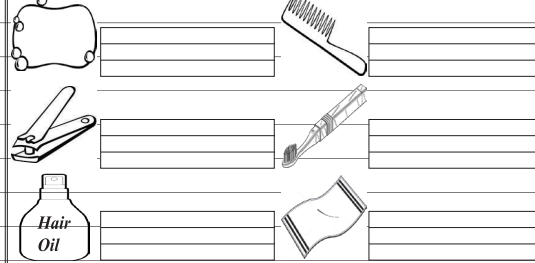
Impression: \_\_\_\_\_ Sign: \_\_\_\_\_

Read and write.

soap	
nailcutter	
toothpaste	
toothbrush	
comb	
handkerchief	
towel	
shampoo	

Impression: \_\_\_\_\_ Sign: \_\_\_\_\_

Name the following pictures.



Complete the sentences.

1. We comb hair with \_\_\_\_\_
2. We wipe face with \_\_\_\_\_
3. We trim nails with \_\_\_\_\_
4. We brush teeth with \_\_\_\_\_
5. We wash hands with \_\_\_\_\_

Impression: \_\_\_\_\_ Sign: \_\_\_\_\_

Write the name of things that we use to clean the following.


nose	hand
ear	hair
nail	face


Write the name of any 8 things that we use to clean our body parts.

- |          |          |
|----------|----------|
| 1. _____ | 5. _____ |
| 2. _____ | 6. _____ |
| 3. _____ | 7. _____ |
| 4. _____ | 8. _____ |

Impression: \_\_\_\_\_ Sign: \_\_\_\_\_

# Sample Copies - 56

Date: ..... 1<sup>st</sup> Term/Science/UKG  Task- 12

Date: ..... UKG/Science/1<sup>st</sup> Term  Task- 13

Answer the questions in one word.

Read and write.

1. What do we do with our eyes ?


2. What do we do with our nose ?


3. What do we do with our tongue ?


4. What do we use to trim nails ?


5. What do we use to wipe face ?


Impression: \_\_\_\_\_ Sign: \_\_\_\_\_


door window wall


  
  
  

roof chimney ceiling

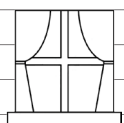
Impression: \_\_\_\_\_ Sign: \_\_\_\_\_

Date: ..... 1<sup>st</sup> Term/Science/UKG  Task- 14

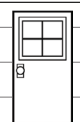
Date: ..... UKG/Science/1<sup>st</sup> Term  Task- 15

Match the following.

door




window



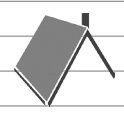
roof



chimney



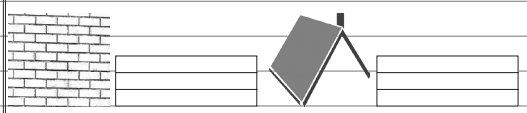
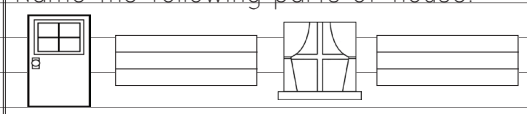
wall




Impression: \_\_\_\_\_ Sign: \_\_\_\_\_

Draw a beautiful house and label its different parts.

Name the following parts of house.




Impression: \_\_\_\_\_ Sign: \_\_\_\_\_

Date: ..... 1<sup>st</sup> Term/Science/UKG  Task- 16


Colour the given different types of house.




Impression: \_\_\_\_\_ Sign: \_\_\_\_\_

Date: .....  UKG/Science/1<sup>st</sup> Term Task- 17


Match the same pictures.



Impression: \_\_\_\_\_ Sign: \_\_\_\_\_

Date: ..... 1<sup>st</sup> Term/Science/UKG  Task- 18

Look, read and write. (House saves us from)



heat

cold






wind




rain



Impression: \_\_\_\_\_ Sign: \_\_\_\_\_

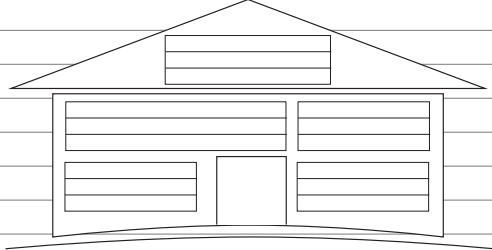
Date: .....  UKG/Science/1<sup>st</sup> Term Task- 19

Read and write.



wild animals


What does a house protect us from ?



Impression: \_\_\_\_\_ Sign: \_\_\_\_\_

# Sample Copies - 58

Read and write.

**sand      cement      rod**

--	--	--

--	--	--

**brick      stones      wood**

--	--	--

--	--	--

**water      wires      tin**


--	--	--

--	--	--

Impression: \_\_\_\_\_ Sign: \_\_\_\_\_

Match the words with picture and rewrite.

sand



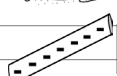
--

water



--

cement



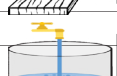
--

rod




--

tin



--

wires



--

wood



--

Impression: \_\_\_\_\_ Sign: \_\_\_\_\_

Name the pictures that are used to make house.



--



--



--



--



--



--

Write the name of any 4 materials that are used to make house.

1. 



      2.

3. 



      4.

Impression: \_\_\_\_\_ Sign: \_\_\_\_\_

Read and write.

**bedroom      →      to sleep**

--	--

**bathroom      →      to take bath**

--	--

**living room      →      to watch T.V.**

--	--

**kitchen      →      to cook food**


--	--

**storeroom      →      to store things**

--	--






Impression: \_\_\_\_\_ Sign: \_\_\_\_\_

# Sample Copies - 59

1<sup>st</sup> Term/Science/UKG  Task- 24

Date: .....

Match the following.

bedroom	•	    
bathroom	•	
living room	•	
kitchen	•	
storeroom	•	

Impression: \_\_\_\_\_ Sign: \_\_\_\_\_

UKG/Science/1<sup>st</sup> Term  Task- 25

Date: .....


Match the rooms with their uses.

bedroom	}	to watch T.V.
bathroom	}	to take bath
living room	}	to cook food
kitchen	}	to store things
store room	}	to sleep

Write the uses of the given rooms.

bathroom	
bedroom	
kitchen	
living room	

Impression: \_\_\_\_\_ Sign: \_\_\_\_\_


1<sup>st</sup> Term/Science/UKG  Task- 26

Date: .....

Answer the questions in one word.

1. Where do we sleep ?
2. Where do we cook ?
3. Where do we take bath ?
4. What do we do in living room ?
5. Where do we find gasstove ?

Impression: \_\_\_\_\_ Sign: \_\_\_\_\_

UKG/Science/1<sup>st</sup> Term  Task- 27

Date: .....

Read and write.

basin	utensils	gas stove

rack	cooker	oven

fridge	toaster	pan

Impression: \_\_\_\_\_ Sign: \_\_\_\_\_

# Sample Copies - 60

1<sup>st</sup> Term/Science/UKG Task- 28

Date: .....

Re-arrange the jumbled letters to name the following things.

asinb      \_\_\_\_\_

asgsotev      \_\_\_\_\_

ridfge      \_\_\_\_\_

anp      \_\_\_\_\_

Write the name of other 4 things that we find in kitchen.

1. \_\_\_\_\_ 2. \_\_\_\_\_

3. \_\_\_\_\_ 4. \_\_\_\_\_

Impression: \_\_\_\_\_ Sign: \_\_\_\_\_

UKG/Science/1<sup>st</sup> Term Task- 29

Date: .....

Circle the name for the following kitchen items.

f	k	n	i	f	e
r	c	u	p	g	p
i	a	o	b	l	a
d	c	v	d	a	n
g	e	e	f	s	i
e	g	n	h	s	h

Rewrite them.

\_\_\_\_\_

\_\_\_\_\_

Impression: \_\_\_\_\_ Sign: \_\_\_\_\_

1<sup>st</sup> Term/Science/UKG Task- 30

Date: .....

Read and write.

**lamp      window      bed**

\_\_\_\_\_

\_\_\_\_\_

**carpet      curtain      cupboard**

\_\_\_\_\_

\_\_\_\_\_

**pillow      mat      cushion**

\_\_\_\_\_

\_\_\_\_\_

Impression: \_\_\_\_\_ Sign: \_\_\_\_\_

UKG/Science/1<sup>st</sup> Term Task- 31

Date: .....

Name the pictures.

\_\_\_\_\_ \_\_\_\_\_

\_\_\_\_\_ \_\_\_\_\_

\_\_\_\_\_ \_\_\_\_\_

Write the name of other 4 bedroom items.

1. \_\_\_\_\_ 2. \_\_\_\_\_

3. \_\_\_\_\_ 4. \_\_\_\_\_

Impression: \_\_\_\_\_ Sign: \_\_\_\_\_

# Sample Copies - 61

Date: .....  
 1<sup>st</sup> Term/Science/UKG Task- 32

Date: .....  
 UKG/Science/1<sup>st</sup> Term Task- 33

Circle the name for the following pictures.

	c	a	l	a	m	p		
	u	b	c	d	e	f		
	s	p	i	l	l	o	w	
	h	q	u	i	l	t		
	o	q	u	i	g	e		
	h	i	j	k	l	d		

Read and write.

sofa      television      carpet

--	--	--

--	--	--

table      vase      lamp

--	--	--

--	--	--

Rewrite them.

--	--	--

--	--	--

mat      picture      rack

--	--	--

--	--	--

Impression: ..... Sign: .....

Impression: ..... Sign: .....

Date: .....  
 1<sup>st</sup> Term/Science/UKG Task- 34

Date: .....  
 UKG/Science/1<sup>st</sup> Term Task- 35

Match the following.

sofa	•	
television	•	
vase	•	
lamp	•	
mat	•	

Name the pictures.


Name any 4 living room items you like.

1.  2.   
 3.  4.

Impression: ..... Sign: .....

Impression: ..... Sign: .....

# Sample Copies - 62

Date: .....

Circle the name for the following pictures.



s	p	i	c	t	u	r	e
o	a	d	c	t	g	h	i
f	b	f	e	v	j	k	l
a	r	t	a	b	l	e	g
c	u	s	h	i	o	n	p
s	v	a	s	e	m	n	o



Rewrite them.

1.  3.  5.
2.  4.  6.

Impression: \_\_\_\_\_ Sign: \_\_\_\_\_

Date: .....

Read and write.

basin      shampoo      mirror


bathtub      tap      soap


bucket      towel      cupboard


Impression: \_\_\_\_\_ Sign: \_\_\_\_\_

Date: .....

Match and write.

shampoo		<input style="width: 100%; height: 20px;" type="text"/>
soap		<input style="width: 100%; height: 20px;" type="text"/>
mirror		<input style="width: 100%; height: 20px;" type="text"/>
tub		<input style="width: 100%; height: 20px;" type="text"/>
basin		<input style="width: 100%; height: 20px;" type="text"/>

Write the name of any 4 bathroom items

1.  2.
3.  4.

Impression: \_\_\_\_\_ Sign: \_\_\_\_\_

Date: .....

Circle the name for the following pictures.



s	o	a	p	c	b
h	t	a	b	d	u
a	o	e	a	f	c
m	w	g	s	h	k
p	e	j	i	i	e
o	i	j	n	i	t
o	t	u	b		



Rewrite them.


Impression: \_\_\_\_\_ Sign: \_\_\_\_\_

# Sample Copies - 63

Read and write.

**broom mop dustbin**


**doormat dust pan vacuum**


**colin scrub detergent**


Impression: \_\_\_\_\_ Sign: \_\_\_\_\_

Name the following pictures.


Write the name of any 4 things we use to clean our house.

1.  2.

3.  4.

Impression: \_\_\_\_\_ Sign: \_\_\_\_\_

Fill in the blanks with the help of key words.

1. We use  to wipe the floor.

2. We throw waste in .

3. We use  to sweep.

4. We keep  at the door.

Draw the pictures of any two things that you use to clean your house and also write their name.

--	--

Impression: \_\_\_\_\_ Sign: \_\_\_\_\_

Answer the questions in one word.

1. What do you use to wipe the floor ?

2. Where do you throw the waste paper ?

3. What do you use to sweep ?

4. What do you keep at the door ?

5. What do you use to clean the carpet ?

Impression: \_\_\_\_\_ Sign: \_\_\_\_\_

# Sample Copies - 64

Colour the pictures which belong to summer season.



Impression: \_\_\_\_\_ Sign: \_\_\_\_\_

Date: .....

Match the following words with pictures and re-write.

swimming	_____
beach	_____
ice cream	_____
sunglasses	_____
fan	_____
juice	_____

Impression: \_\_\_\_\_ Sign: \_\_\_\_\_

Date: .....

Fill up the missing letters.

	_ c _ c r _ _ m
	s _ n g l _ s _
	s _ n n y
	j _ i _ _ _ a

Write the name of any 4 things that you use in summer season.

- |   |   |
|---|---|
| 1. <input style="width: 80%;" type="text"/> | 2. <input style="width: 80%;" type="text"/> |
| 3. <input style="width: 80%;" type="text"/> | 4. <input style="width: 80%;" type="text"/> |

Impression: \_\_\_\_\_ Sign: \_\_\_\_\_

Date: .....

Circle the following words in the puzzle.

S	W	I	M	M	I	N	G
K	I	O	C	E	A	B	C
I	C	E	C	R	E	A	M
B	E	A	C	H	F	D	F
F	A	N	V	E	S	T	G
S	U	N	G	L	A	S	S

SWIMMING                      SUNGLASS

   VEST              BEACH


ICE CREAM                      FAN

Impression: \_\_\_\_\_ Sign: \_\_\_\_\_

<b>Contents</b>	<b>Page</b>
● Learning exercise of me and my family	1-2
● Learning exercise of our emotions	3-6
● Learning about good and bad habits (writing, matching, rewriting, choosing, ticking, writing freely, listing activity)	7-14
● My family and home (writing, question and answer, matching, copying, filling, guided writing, drawings, colouring)	15-21
● My school and friends (writing, question and answer, matching, copying, filling, guided writing, drawings, colouring)	22-29
● Activity in the school (writing, question and answer, matching, copying, filling, guided writing, drawings, colouring)	30-41
● Good and bad habits (Revision)	42-45
● Open question and writing practice about school, home and yourself	46-47



Draw your picture and fill in the blanks.



1. My name is

2. I am

years old.

3. I am a

4. I live in

5. I like

6. I don't like

Impression: \_\_\_\_\_ Sign: \_\_\_\_\_

Date: .....

Task- 2

Answer the questions in one word.

1. What is your name ?

2. How old are you ?

3. Who are you ? (boy/girl)

4. Where do you live ?

5. What is your favourite colour ?

6. What is your favourite game ?

Impression: \_\_\_\_\_ Sign: \_\_\_\_\_


Read and write.



happy



sad


angry


cry

sleepy

surprise

Impression: \_\_\_\_\_ Sign: \_\_\_\_\_

# Sample Copies - 69

Date: ..... 1<sup>st</sup> Term/Social/UKG  Task- 4







Date: ..... UKG/Social/1<sup>st</sup> Term  Task- 5

Match the words with pictures and re-write.

sad		<input type="text"/>	<input type="text"/>
happy		<input type="text"/>	<input type="text"/>
sleepy		<input type="text"/>	<input type="text"/>
angry		<input type="text"/>	<input type="text"/>
surprise		<input type="text"/>	<input type="text"/>
cry		<input type="text"/>	<input type="text"/>

Impression: \_\_\_\_\_ Sign: \_\_\_\_\_

Write the name of the given emotions.


	<input type="text"/>		<input type="text"/>
	<input type="text"/>		<input type="text"/>
	<input type="text"/>		<input type="text"/>

Draw the things that make you happy and sad.

happy	sad
-------	-----

Impression: \_\_\_\_\_ Sign: \_\_\_\_\_

Date: ..... 1<sup>st</sup> Term/Social/UKG  Task- 6










Date: ..... UKG/Social/1<sup>st</sup> Term  Task- 7

Draw the given emotions.

happy	angry
sad	sleepy
surprise	cry


Impression: \_\_\_\_\_ Sign: \_\_\_\_\_


Tick for 'Good habits' and cross for 'Bad habits'.

 <input type="checkbox"/>	 <input type="checkbox"/>	 <input type="checkbox"/>
 <input type="checkbox"/>	 <input type="checkbox"/>	 <input type="checkbox"/>
 <input type="checkbox"/>	 <input type="checkbox"/>	 <input type="checkbox"/>

Impression: \_\_\_\_\_ Sign: \_\_\_\_\_

# Sample Copies - 70

Date: ..... 1<sup>st</sup> Term/Social/UKG  Task- 8

Date: ..... UKG/Social/1<sup>st</sup> Term  Task- 9

Read and copy down the good habits.  
**Greet elders.**


**Throw waste in dustbin.**


**Do work in time.**


Impression: \_\_\_\_\_ Sign: \_\_\_\_\_


Read and copy down the good habits.  
**Sharing with friends**


**Helping each other**








**Taking bath**


Impression: \_\_\_\_\_ Sign: \_\_\_\_\_

Date: ..... 1<sup>st</sup> Term/Social/UKG  Task- 10

Date: ..... UKG/Social/1<sup>st</sup> Term  Task- 11

Look at the pictures and write 'good' for good habits and 'bad' for bad habits.

	
<input style="width: 100px; height: 20px;" type="text"/>	<input style="width: 100px; height: 20px;" type="text"/>
	
<input style="width: 100px; height: 20px;" type="text"/>	<input style="width: 100px; height: 20px;" type="text"/>
	
<input style="width: 100px; height: 20px;" type="text"/>	<input style="width: 100px; height: 20px;" type="text"/>

Impression: \_\_\_\_\_ Sign: \_\_\_\_\_

Read and copy down the bad habits  
**Fighting with friends**


**Biting nails**


**Wasting food**


Impression: \_\_\_\_\_ Sign: \_\_\_\_\_

# Sample Copies - 71

Date: ..... 1<sup>st</sup> Term/Social/UKG  Task- 12

Date: ..... UKG/Social/1<sup>st</sup> Term  Task- 13

Read and copy down the bad habits.  
**Playing on the road**


**Playing with sharp tools**


**Watching T.V. for long time**


Impression: \_\_\_\_\_ Sign: \_\_\_\_\_

Write any 3 good habits.

①. 

--

②. 

--

③. 

--

Write any 3 bad habits.

①. 

--

②. 


--

③. 

--

Impression: \_\_\_\_\_ Sign: \_\_\_\_\_

Date: ..... 1<sup>st</sup> Term/Social/UKG  Task- 14

Date: ..... UKG/Social/1<sup>st</sup> Term  Task- 15

Read the given sentences and write 'Good' for good habits and 'Bad' for bad habits.

1. Helping each other at home.
2. Watching T.V. for long time.
3. Fighting with family members.
4. Keep things in right place.
5. Eating with family.

Write any six activities that you do with you family.

①. <table border="1" style="width: 100%; border-collapse: collapse;"><tr><td style="height: 20px;"></td></tr></table>		④. <table border="1" style="width: 100%; border-collapse: collapse;"><tr><td style="height: 20px;"></td></tr></table>	
②. <table border="1" style="width: 100%; border-collapse: collapse;"><tr><td style="height: 20px;"></td></tr></table>		⑤. <table border="1" style="width: 100%; border-collapse: collapse;"><tr><td style="height: 20px;"></td></tr></table>	
③. <table border="1" style="width: 100%; border-collapse: collapse;"><tr><td style="height: 20px;"></td></tr></table>		⑥. <table border="1" style="width: 100%; border-collapse: collapse;"><tr><td style="height: 20px;"></td></tr></table>	

Impression: \_\_\_\_\_ Sign: \_\_\_\_\_

Read and write the family members.

**father      mother      brother**

<table border="1" style="width: 100%; border-collapse: collapse;"><tr><td style="height: 20px;"></td></tr></table>		<table border="1" style="width: 100%; border-collapse: collapse;"><tr><td style="height: 20px;"></td></tr></table>		<table border="1" style="width: 100%; border-collapse: collapse;"><tr><td style="height: 20px;"></td></tr></table>	
<table border="1" style="width: 100%; border-collapse: collapse;"><tr><td style="height: 20px;"></td></tr></table>		<table border="1" style="width: 100%; border-collapse: collapse;"><tr><td style="height: 20px;"></td></tr></table>		<table border="1" style="width: 100%; border-collapse: collapse;"><tr><td style="height: 20px;"></td></tr></table>	

**sister      uncle      aunty**

<table border="1" style="width: 100%; border-collapse: collapse;"><tr><td style="height: 20px;"></td></tr></table>		<table border="1" style="width: 100%; border-collapse: collapse;"><tr><td style="height: 20px;"></td></tr></table>		<table border="1" style="width: 100%; border-collapse: collapse;"><tr><td style="height: 20px;"></td></tr></table>	
<table border="1" style="width: 100%; border-collapse: collapse;"><tr><td style="height: 20px;"></td></tr></table>		<table border="1" style="width: 100%; border-collapse: collapse;"><tr><td style="height: 20px;"></td></tr></table>		<table border="1" style="width: 100%; border-collapse: collapse;"><tr><td style="height: 20px;"></td></tr></table>	

**grand father      grand mother**

<table border="1" style="width: 100%; border-collapse: collapse;"><tr><td style="height: 20px;"></td></tr></table>		<table border="1" style="width: 100%; border-collapse: collapse;"><tr><td style="height: 20px;"></td></tr></table>	
<table border="1" style="width: 100%; border-collapse: collapse;"><tr><td style="height: 20px;"></td></tr></table>		<table border="1" style="width: 100%; border-collapse: collapse;"><tr><td style="height: 20px;"></td></tr></table>	

Impression: \_\_\_\_\_ Sign: \_\_\_\_\_

# Sample Copies - 72

Date: ..... 1<sup>st</sup> Term/Social/UKG Task- 16

Fill up the missing letters.

	g _ a _ f a _ e
	_ r a d m _ e
	b _ o t h
	_ s _ t _
	u _ c l _

Write your family members.

- |          |          |
|----------|----------|
| 1. _____ | 5. _____ |
| 2. _____ | 6. _____ |
| 3. _____ | 7. _____ |
| 4. _____ | 8. _____ |

Impression: \_\_\_\_\_ Sign: \_\_\_\_\_

Date: ..... UKG/Social/1<sup>st</sup> Term Task- 17

Draw the pictures of your parents and write their names.

--	--

He is my <input style="width: 100%; height: 20px;" type="text"/> <input style="width: 100%; height: 20px;" type="text"/>	She is my <input style="width: 100%; height: 20px;" type="text"/> <input style="width: 100%; height: 20px;" type="text"/>
His name is <input style="width: 100%; height: 20px;" type="text"/> <input style="width: 100%; height: 20px;" type="text"/>	Her name is <input style="width: 100%; height: 20px;" type="text"/> <input style="width: 100%; height: 20px;" type="text"/>

Impression: \_\_\_\_\_ Sign: \_\_\_\_\_

Date: ..... 1<sup>st</sup> Term/Social/UKG Task- 18

Answer the questions.

- ① What is your name ?  
→ My name is
- ② Is your family big or small ?  
→ My family is
- ③ How many members are there in your family ?  
→ There are  members in my family.
- ④ Who is the head of your family ?  
→ My  is the head of my family.
- ⑤ Do you have brother or sister ?  
→

Impression: \_\_\_\_\_ Sign: \_\_\_\_\_

Date: ..... UKG/Social/1<sup>st</sup> Term Task- 19

In which ways do your parents help you ?  
Make sentences using the table below.


	cooks irons washes trims combs plays	my dress. my hair. food for me. with me. my clothes. my nails.
My father My mother		

- ① My father irons my dress.
- ② \_\_\_\_\_
- ③ \_\_\_\_\_
- ④ \_\_\_\_\_
- ⑤ \_\_\_\_\_
- ⑥ \_\_\_\_\_

Impression: \_\_\_\_\_ Sign: \_\_\_\_\_

# Sample Copies - 73

Date: ..... 1<sup>st</sup> Term/Social/UKG  Task- 20

Date: ..... UKG/Social/1<sup>st</sup> Term  Task- 21

How do your parents help you ? Write and draw picture.


How do you help your parents ? Write and draw pictures.


My parents help me to


I help my parents to


Impression: \_\_\_\_\_ Sign: \_\_\_\_\_

Impression: \_\_\_\_\_ Sign: \_\_\_\_\_

Date: ..... 1<sup>st</sup> Term/Social/UKG  Task- 22

Date: ..... UKG/Social/1<sup>st</sup> Term  Task- 23

Read and write the school personnels.

Match the words with pictures and write.

principal -

teacher 

coordinator -

principal 

teacher -

guard 

librarian -

driver 

sister -

driver -

cook -

guard -

receptionist -

Write any six school personnels.

1. 



 4.

2. 



 5.

3. 



 6.

Impression: \_\_\_\_\_ Sign: \_\_\_\_\_

Impression: \_\_\_\_\_ Sign: \_\_\_\_\_

# Sample Copies - 74

Date: ..... 1<sup>st</sup> Term/Social/UKG  Task- 24

Date: ..... UKG/Social/1<sup>st</sup> Term  Task- 25

Paste the pictures of the given school personnels and re-write their name.


principal	teacher
co-ordinator	sister
driver	guard


Impression: \_\_\_\_\_ Sign: \_\_\_\_\_

Read and write.


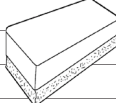



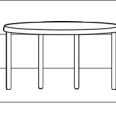



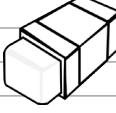
table	chair	board
duster	marker	rack
pencil	eraser	book

Impression: \_\_\_\_\_ Sign: \_\_\_\_\_

Date: ..... 1<sup>st</sup> Term/Social/UKG  Task- 26



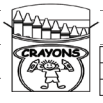
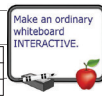
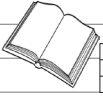
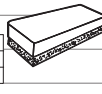
Date: ..... UKG/Social/1<sup>st</sup> Term  Task- 27

Match the words with pictures.

	marker	
	pencil	
	book	
	copy	
	chair	
	table	
	duster	
	colour	
	board	
	eraser	

Impression: \_\_\_\_\_ Sign: \_\_\_\_\_

Name the given pictures.

Write the name of other 4 things that are found in classroom.

1. <span style="border: 1px solid black; display: inline-block; width: 100px; height: 20px;"></span>	2. <span style="border: 1px solid black; display: inline-block; width: 100px; height: 20px;"></span>
3. <span style="border: 1px solid black; display: inline-block; width: 100px; height: 20px;"></span>	4. <span style="border: 1px solid black; display: inline-block; width: 100px; height: 20px;"></span>

Impression: \_\_\_\_\_ Sign: \_\_\_\_\_

# Sample Copies - 75

Date: ..... 1<sup>st</sup> Term/Social/UKG Task- 28

Match the things with their usage.

book } to colour

colour } to read

chair } to write

pencil } to erase

eraser } to sit

Draw the picture of things that you like most.


Impression: \_\_\_\_\_ Sign: \_\_\_\_\_

Date: ..... UKG/Social/1<sup>st</sup> Term Task- 29

Circle the names for the following objects.

	d	a	t	p	b	m	
	u	b	a	e	o	a	
	s	c	b	n	o	r	
	t	d	l	c	k	k	
	e	e	e	i	g	e	
	r	f	i	l	h	r	
	b	o	a	r	d	a	

Rewrite them.

① _____	④ _____
② _____	⑤ _____
③ _____	⑥ _____

Impression: \_\_\_\_\_ Sign: \_\_\_\_\_

Date: ..... 1<sup>st</sup> Term/Social/UKG Task- 30

Read and write.

swing      slide      see saw


sand pit      merry go round


trampoline      basket ball


Impression: \_\_\_\_\_ Sign: \_\_\_\_\_

Date: ..... UKG/Social/1<sup>st</sup> Term Task- 31

Match the words with pictures and re-write.

slide \_\_\_\_\_

sandpit \_\_\_\_\_

swing \_\_\_\_\_

see saw \_\_\_\_\_

trampoline \_\_\_\_\_

merry go round \_\_\_\_\_

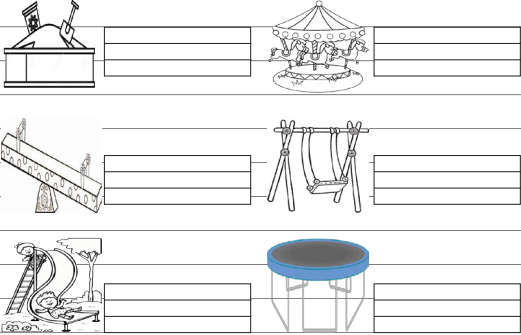
Impression: \_\_\_\_\_ Sign: \_\_\_\_\_

# Sample Copies - 76

Date: ..... 1<sup>st</sup> Term/Social/UKG Task- 32

Date: ..... UKG/Social/1<sup>st</sup> Term Task- 33

Name the pictures.

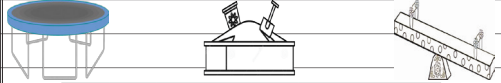


Write the name of any 6 things that are found in playground.

- |   |   |
|---|---|
| 1. <input style="width: 100px; height: 20px;" type="text"/> | 4. <input style="width: 100px; height: 20px;" type="text"/> |
| 2. <input style="width: 100px; height: 20px;" type="text"/> | 5. <input style="width: 100px; height: 20px;" type="text"/> |
| 3. <input style="width: 100px; height: 20px;" type="text"/> | 6. <input style="width: 100px; height: 20px;" type="text"/> |

Impression: \_\_\_\_\_ Sign: \_\_\_\_\_

Circle the name for the following objects.



t	e	m	p	o	l	i	n
s	w	i	n	g	a	b	c
l	s	e	e	s	a	w	b
i	d	e	b	a	l	l	a
d	s	a	n	d	p	i	t
e	f	g	h	s	w	i	j



Rewrite them.

- |          |          |
|----------|----------|
| 1. _____ | 4. _____ |
| 2. _____ | 5. _____ |
| 3. _____ | 6. _____ |

Impression: \_\_\_\_\_ Sign: \_\_\_\_\_

Date: ..... 1<sup>st</sup> Term/Social/UKG Task- 34

Date: ..... UKG/Social/1<sup>st</sup> Term Task- 35

Where do we see these things? Match them.

trampoline	classroom
board	playground
telephone	toilet
soap	library
many books	office

Fill in the blanks.

1. We play at
2. We read at
3. We sit on
4. We should follow classroom
5. We should help our   
( chair / playground / classroom / friends / rules )

Impression: \_\_\_\_\_ Sign: \_\_\_\_\_

Read and write.

<b>telephone</b>	<b>vase</b>
<input style="width: 100px; height: 20px;" type="text"/>	<input style="width: 100px; height: 20px;" type="text"/>
<input style="width: 100px; height: 20px;" type="text"/>	<input style="width: 100px; height: 20px;" type="text"/>

<b>computer</b>	<b>cupboard</b>
<input style="width: 100px; height: 20px;" type="text"/>	<input style="width: 100px; height: 20px;" type="text"/>
<input style="width: 100px; height: 20px;" type="text"/>	<input style="width: 100px; height: 20px;" type="text"/>

<b>map</b>	<b>globe</b>
<input style="width: 100px; height: 20px;" type="text"/>	<input style="width: 100px; height: 20px;" type="text"/>
<input style="width: 100px; height: 20px;" type="text"/>	<input style="width: 100px; height: 20px;" type="text"/>

Impression: \_\_\_\_\_ Sign: \_\_\_\_\_

# Sample Copies - 77

Date: ..... 1<sup>st</sup> Term/Social/UKG Task- 36

Match the words with pictures and re write.

map		<input style="width: 90%; height: 20px;" type="text"/>
telephone		<input style="width: 90%; height: 20px;" type="text"/>
calendar		<input style="width: 90%; height: 20px;" type="text"/>
globe		<input style="width: 90%; height: 20px;" type="text"/>
cupboard		<input style="width: 90%; height: 20px;" type="text"/>
computer		<input style="width: 90%; height: 20px;" type="text"/>

Impression: \_\_\_\_\_ Sign: \_\_\_\_\_

Date: ..... UKG/Social/1<sup>st</sup> Term Task- 37

Fill up the missing letters.

	c _ m _ u _ e
	_ l o b _
	c _ p b _ a _ _
	t _ l e _ h o _ _

Write the name of any 4 objects that are found in office room.

1.       2.
3.       4.

Impression: \_\_\_\_\_ Sign: \_\_\_\_\_

Date: ..... 1<sup>st</sup> Term/Social/UKG Task- 38

Draw the picture of your school and write any 5 sentences about it.



- ①
- ②
- ③
- ④
- ⑤

Impression: \_\_\_\_\_ Sign: \_\_\_\_\_

Date: ..... UKG/Social/1<sup>st</sup> Term Task- 39

Read and write.

read	write	listen
<input style="width: 90%; height: 20px;" type="text"/>	<input style="width: 90%; height: 20px;" type="text"/>	<input style="width: 90%; height: 20px;" type="text"/>

colour	play	eat
<input style="width: 90%; height: 20px;" type="text"/>	<input style="width: 90%; height: 20px;" type="text"/>	<input style="width: 90%; height: 20px;" type="text"/>


sing	dance	watch
<input style="width: 90%; height: 20px;" type="text"/>	<input style="width: 90%; height: 20px;" type="text"/>	<input style="width: 90%; height: 20px;" type="text"/>

sing	dance	watch
<input style="width: 90%; height: 20px;" type="text"/>	<input style="width: 90%; height: 20px;" type="text"/>	<input style="width: 90%; height: 20px;" type="text"/>

sing	dance	watch
<input style="width: 90%; height: 20px;" type="text"/>	<input style="width: 90%; height: 20px;" type="text"/>	<input style="width: 90%; height: 20px;" type="text"/>







Impression: \_\_\_\_\_ Sign: \_\_\_\_\_

# Sample Copies - 78







Date: ..... 1<sup>st</sup> Term/Social/UKG  Task- 40

Date: ..... UKG/Social/1<sup>st</sup> Term  Task- 41

Match the words with pictures and write.

writing		_____
reading		_____
dancing		_____
singing		_____
eating		_____
colouring		_____

Look at the pictures and write what they are doing.


	_____		_____
	_____		_____
	_____		_____


Write any six activities that you like to do at school.

1. _____	4. _____
2. _____	5. _____
3. _____	6. _____







Impression: \_\_\_\_\_ Sign: \_\_\_\_\_

Impression: \_\_\_\_\_ Sign: \_\_\_\_\_








Date: ..... 1<sup>st</sup> Term/Social/UKG  Task- 42

Date: ..... UKG/Social/1<sup>st</sup> Term  Task- 43

Write 'G' for good habits and 'B' for bad habits.

	
_____	_____
	
_____	_____
	
_____	_____

Write 'G' for good and 'B' for bad habits at playground.

		
_____	_____	
		
_____	_____	_____
		
_____	_____	

Impression: \_\_\_\_\_ Sign: \_\_\_\_\_

Impression: \_\_\_\_\_ Sign: \_\_\_\_\_

# Sample Copies - 79

Date: .....

1<sup>st</sup> Term/Social/UKG   
Task- 44

Read and write.

We should walk in line.

\_\_\_\_\_

\_\_\_\_\_

\_\_\_\_\_

We should help friends.

\_\_\_\_\_

\_\_\_\_\_

\_\_\_\_\_

We should listen to the teacher.

\_\_\_\_\_

\_\_\_\_\_

\_\_\_\_\_

Impression: \_\_\_\_\_ Sign: \_\_\_\_\_

 UKG/Social/1<sup>st</sup> Term  
Task- 45

Date: .....

Read and copy down.

We should share with friends.

\_\_\_\_\_

\_\_\_\_\_

\_\_\_\_\_

We should clean our classroom.

\_\_\_\_\_

\_\_\_\_\_

\_\_\_\_\_

We should raise hand to speak.

\_\_\_\_\_

\_\_\_\_\_

\_\_\_\_\_

Impression: \_\_\_\_\_ Sign: \_\_\_\_\_

Date: .....

1<sup>st</sup> Term/Social/UKG   
Task- 46

Draw the picture of your school and fill in the blanks.

\_\_\_\_\_

\_\_\_\_\_

\_\_\_\_\_

\_\_\_\_\_

\_\_\_\_\_

1. My school's name is \_\_\_\_\_

2. It is in \_\_\_\_\_

3. My class teacher's name is \_\_\_\_\_

4. My principal's name is \_\_\_\_\_

5. There are \_\_\_\_\_ students in my class.

Impression: \_\_\_\_\_ Sign: \_\_\_\_\_

 UKG/Social/1<sup>st</sup> Term  
Task- 47

Date: .....

Answer the following questions.

①. What is your name ?

o-> \_\_\_\_\_

②. How many students are there in your class ?

o-> \_\_\_\_\_

③. What is your school's name ?

o-> \_\_\_\_\_

④. Where is your school located ?

o-> \_\_\_\_\_

⑤. What is your principal's name ?

o-> \_\_\_\_\_

Impression: \_\_\_\_\_ Sign: \_\_\_\_\_